



ST. EDWARD EAGLES

2024 GAME NOTES



30 PLAYOFF APPEARANCES 13 REGIONAL TITLES 13X STATE SEMI-FINALIST
STATE CHAMPS 2010, 2014, 2015, 2018, 2021, 2022, 2023

2024 SCHEDULE / RESULTS

| | |
|--|--|
| | Aug. 23, 7:00 p.m. @ Pickerington North Panther Stadium W 28-0 1 |
| | Aug 31, 2:00 p.m. St. Joseph's Prep (Pa.) First Federal Lakewood Stadium W 35-21 |
| | Sept. 7, 1:00 p.m. Boyle County (Ky.) First Federal Lakewood Stadium L 38-21 |
| | Sept. 14, 2:00 p.m. Cincinnati Elder First Federal Lakewood Stadium W 24-17 |
| | Sept. 20, 7:00 p.m. Massillon First Federal Lakewood Stadium L 31-21 |
| | Sept. 26, 7:00 p.m. Glenville BW Tressel Field at George Finnie Stadium L 28-27 |
| | Oct. 4, 7:00 p.m. @ St. Ignatius BW Tressel Field at George Finnie Stadium W 28-6 |
| | Oct. 12, 2:00 p.m. Football North (Ca) First Federal Lakewood Stadium W 22-12 |
| | Oct. 19, 3:00 p.m. @ Cincinnati Moeller West Claremont Stadium L 35-30 |
| | Oct. 26, 2:00 p.m. Akron Hoban First Federal Lakewood Stadium L 24-21 |
| | Nov. 1 7:00 p.m. First Federal Lakewood Stadium OHSAA W 48-0 |
| | Nov. 8 7:00 p.m. Toledo Whitmer Whitmer Memorial Stadium OHSAA W 24-7 |
| | Nov. 15 7:00 p.m. Perrysburg Mercy Health Field at Ely Stadium OHSAA W 40-22 |
| | Nov. 22 7:00 p.m. Mentor |

WE ARE ST. ED'S

When referencing St. Edward Athletics,
PLEASE USE ST. EDWARD OR ST. ED'S.
Please refrain from using St. Edwards.

St. Edward Eagles



Vs

Mentor Cardinals



- 2024 RECORD 8-5
- 2023 RECORD 15-1 OHSAA D1 State Champions
- 2022 RECORD 15-1 OHSAA D1 State Champions
- **2024 Rankings**
Ohio AP #15
Cleveland.Com # 6
Cleveland.com OHIO # 4
HSFBA # 71
- Last game: Beat Whitmer 24-7
- Streak Won 3

- 2024 RECORD 13-0
- 2023 Record 7-4 OHSAA Playoffs
- 2022 Record 9-4 OHSAA Playoffs
- **2024 Rankings**
Cleveland.com Top 25 # 2
Ohio AP # 1
Cleveland.com OHIO # 2
- Last Game: Beat Canton McKinley 31-0
- Streak Won 13

MATCHUP/HISTORY

St. Ed's and Mentor will meet for the 17th time and 10th in the playoffs.

The first ever meeting took place in 1993. The last matchup was in 2022 at Euclid High School. St Edward has won three in a row.

This is the first playoff matchup since 2022 in Euclid where the Eagles won.

St. Edward leads the all-time series 9-7.

GAME INFORMATION

DateFri. Nov 22

Kickoff Time.....7:00 P.M.

Location.....Bedford Bearcat Stadium

Surface.....Field Turf

Internet

www.stedwardeagles.com
Eagles Sports Network

Adam Mendoza (Play-by-Play)
Carmen Angelo (analyst)

Local TV: SpectrumNews1

Local Radio: None



ST. EDWARD EAGLES FOOTBALL

30 PLAYOFF APPEARANCES 13 REGIONAL TITLES 13X STATE SEMI-FINALIST

STATE CHAMPS 2010, 2014, 2015, 2018, 2021, 2022, 2023

Coaching Match-Ups

St. Edward High School
Tom Lombardo (10th Yr.) State
 Champs 2015, 2018, 2021, 2022, 2023
 2001 State Champs Lake Catholic



THE LOMBARDO FILE

| YEAR | REG SEASON | PLAYOFFS | TOTAL |
|----------------------|---------------|--------------|---------------|
| 1999 | 8-2 | 0-1 | 8-3 |
| 2000 | 7-3 | 0-1 | 7-4 |
| 2001* | 8-2 | 5-0 | 13-2 |
| Lake Catholic | 23-7 | 5-2 | 28-9 |
| 2007 | 6-4 | N/A | 6-4 |
| 2008 | 9-1 | 2-1 | 11-2 |
| 2009 | 6-4 | 0-1 | 6-5 |
| 2010 | 4-6 | N/A | 4-6 |
| 2011 | 6-4 | 0-1 | 6-5 |
| 2012 | 7-3 | N/A | 7-3 |
| 2013 | 10-0 | 3-1 | 13-1 |
| 2014 | 8-2 | 0-1 | 8-3 |
| Highland | 56-24 | 5-5 | 61-29 |
| 2015 | 9-1 | 5-0 | 14-1 |
| 2016 | 7-2 | 2-1 | 9-3 |
| 2017 | 9-1 | 1-1 | 10-2 |
| 2018 | 6-3 | 5-0 | 11-3 |
| 2019 | 9-1 | 2-1 | 11-2 |
| 2020 | 5-1 | 1-1 | 6-2 |
| 2021 | 9-1 | 6-0 | 15-1 |
| 2022 | 9-1 | 6-0 | 15-1 |
| 2023 | 9-1 | 6-0 | 15-1 |
| 2024 | 5-5 | 3-0 | 8-5 |
| St. Edward | 77-17 | 37-4 | 114-21 |
| TOTAL | 156-48 | 47-11 | 203-59 |

Tale of the Tape

| St. Edward | 2024 | Mentor |
|------------|---------------------|--------|
| 8-5 | Record | 13-0 |
| 28.8 | Points Avg. | 39.7 |
| 332.3 | Total Offense Avg. | 396.4 |
| 141.8 | Rushing Avg. | 191.7 |
| 190.5 | Passing Avg. | 396.4 |
| 18.7 | Points Against Avg. | 12.4 |
| 243.4 | Total Defense Avg. | 260.5 |
| 121.0 | Rush Defense Avg. | 149.5 |
| 122.4 | Pass Defense Avg. | 111.0 |

Opponent at a Glance

| | | | | |
|-------|---|-------------------------|---|-------|
| 8/23 | H | Jackson (8-4) | W | 36-13 |
| 8/30 | A | St Ignatius (1-10) | W | 20-14 |
| 9/6 | H | McDowell (PA) (7-5) | W | 50-14 |
| 9/13 | A | Medina (2-9) | W | 49-14 |
| 9/20 | H | Cleveland Heights (6-5) | W | 35-27 |
| 9/28 | H | River Rouge (MI) (6-5) | W | 47-21 |
| 10/4 | A | Shaker Heights (3-7) | W | 45-6 |
| 10/11 | A | Brunswick (3-8) | W | 45-14 |
| 10/18 | H | Strongsville (7-5) | W | 44-17 |
| 10/25 | A | Euclid (2-8) | W | 51-14 |
| 11/1 | H | # St Ignatius (1-10) | W | 31-7 |
| 11/8 | H | # Strongsville (7-5) | W | 33-0 |
| 11/15 | N | # Canton McKinley (8-5) | W | 31-0 |
| 11/22 | N | # St Edward (8-5) | | |

Series History

SERIES HISTORY: All Time Series St. Ed's leads 9-7

| | |
|------------------------|--------------------------|
| 1993 St. Edward | 42-0 |
| 2003 St. Edward | 13-10 OT Playoffs |
| 2009 Mentor | 28-15 |
| 2010 St Edward | 35-28 |
| 2010 St Edward | 35-21 Playoffs |
| 2012 Mentor | 63-56 Playoffs |
| 2013 Mentor | 41-38 Playoffs |
| 2015 St. Edward | 34-10 Playoffs |
| 2017 Mentor | 20-13 Playoffs |
| 2018 Mentor | 42-39 |
| 2018 St. Edward | 24-14 Playoffs |
| 2019 Mentor | 29-28 |
| 2019 Mentor | 36-35 Playoffs |
| 2020 St. Edward | 28-24 |
| 2021 St. Edward | 47-7 |
| 2022 St. Edward | 27-0 Playoffs |

Mentor Cardinals

Matt Gray (5th season)

Record at Mentor 43-16

Record Vs St. Ed's 0-3



ST. EDWARD EAGLES FOOTBALL

30 PLAYOFF APPEARANCES 13 REGIONAL TITLES 13X STATE SEMI-FINALIST

STATE CHAMPS 2010, 2014, 2015, 2018, 2021, 2022, 2023

GAME PREVIEW :

REGIONAL CHAMPIONSHIP PREVIEW: Mentor with its high-octane offense has multiple weapons, at least six, Eagles' defense is up to the challenge

By Norm Weber

LAKEWOOD – In week four of the big-school playoffs, St. Edward football will face Mentor for the regional championship of northeast Ohio at 7 Friday inside Bedford Bearcat Stadium.

Playoff and sometimes regular-season games between the Eagles and Cardinals has morphed into quite a rivalry that has been going on for more than 20 years.

This year, both teams are 3-0 in the playoffs.

Strength of schedule has really set up the Eagles for games like this and the entire playoff run. Seven of the 10 teams St. Ed's had played during the regular season are still alive this weekend playing in regional championship games. One of the other three, Football North via Clarkson Secondary School, Ontario, does not participate in a Canadian playoff system because it plays American football only.

Scottie Fox is the quarterback for the Cardinals. He's been the starting signal caller the past four years. The Eagles were winners against Fox and his team when he was a freshman here, and then won again the next year in the playoffs in Euclid.

Now, though, the West Virginia commit is more experienced and remembers those two games against St. Ed's. "He makes them go," said St. Edward Head Coach Tom Lombardo. "He's a heck of a player."

The Cardinals do have an explosive offense led by Fox. He has quite a few talented skill players around him who can make plays with him.

"They are definitely well-schooled on offense," coach Lombardo said. "They have a lot of experience, with a lot of guys who played together a lot last year. They know the system really well, in my opinion."

The Eagles have the confidence on defense.

"There are 56 teams in the state that are 3-0 right now and we're one of them," coach Lombardo said. "That's incredible. Mentor is one of them as well."

Among the seven teams on the St. Edward regular-season schedule playing for regional championships this

weekend, are Pickerington North, St. Joe's Prep, Boyle County, Massillon, Glenville, Moeller and Hoban.

"That says a lot for the level of teams we are playing," said Lombardo. "To this team it means we've been in close games against good opponents."

In the regional semifinal win against Perrysburg, the Eagles were down 7-0 and 10-7, but then came back to score 27 unmatched points in the middle of the game when St. Ed's dominated on both sides of the ball.

"The credit should go to our senior leadership," coach Lombardo said. "Again, being in games like we played all year, we realized that we could settle ourselves and right the ship. We got the big play from Thomas (Csanyi) to Joe Saffold on the big 55-yard pass. The defense hung in there when we could have given up more points than we did. The points they scored on was our mistake on offense. The defense didn't give up any points except a field goal due to special-teams execution."

The Yellow Jackets wound up with more minutes with the ball, but the Eagles scored more points.

"They were knocking on the door," coach Lombardo said. "They had about triple the time with the ball than us in the first quarter, but we really steadied it in the second, third and fourth quarters. We really played good football from the late first quarter to early in the fourth."

Among the other weapons the Cardinals have are Justen Hodge, whose been offered Division I opportunities as a wide receiver. Jackson Farley is the main running back who is an all-district performer and has rushed for over 1,000 yards this season.

Also look for Austin Vanhuss, another weapon at the wide out.

"They have four good receivers," the coach said. "They are balanced. Farley runs for a lot of yards. Fox runs with the ball if he has to. He has good speed and then the four receivers. All six of their skill guys can do something with the football."

| | SEHS | PN |
|--------------------------|--------------|----------------|
| 1st Downs | 20 | 6 |
| Total Yards | 345 | 145 |
| Passing: Comp-Att-Int-TD | 11-22-4-3 | 6-18-0-0 |
| Passing Net: Yards | 188 | 81 |
| Rushing: Att-Yds | 41-157 | 25-64 |
| Fumbles / Lost | 0 / 0 | 0 / 0 |
| Sacks - TFLS | 2 - 3 | 0 - 0 |
| Penalty - Yards | 7 - 55 | 8 - 70 |
| 3rd Down Conversions | 5 / 12 | 2 / 12 |
| Punts: Nbr-Yds-Long-Avg | 2-79-40-39.5 | 10-255-40-25.5 |
| Average Drive Start | 42.2 | 22.0 |
| Time of Possession | 27:35 | 20:25 |

| | SEHS | GHS |
|--------------------------|---------------|---------------|
| 1st Downs | 17 | 15 |
| Total Yards | 448 | 318 |
| Passing: Comp-Att-Int-TD | 18-31-1-3 | 6-10-0-0 |
| Passing Net: Yards | 381 | 108 |
| Rushing: Att-Yds | 24-67 | 48-210 |
| Fumbles / Lost | 0 / 0 | 3 / 1 |
| Sacks - TFLS | 4 - 7 | 0 - 6 |
| Penalty - Yards | 2 - 20 | 7 - 33 |
| 3rd Down Conversions | 3 / 10 | 4 / 11 |
| Punts: Nbr-Yds-Long-Avg | 3-118-53-39.3 | 4-141-42-35.3 |
| Average Drive Start | 32.4 | 35.6 |
| Time of Possession | 17:32 | 28:21 |

| | SEHS | FIN |
|--------------------------|------------|---------------|
| 1st Downs | 21 | 3 |
| Total Yards | 441 | 63 |
| Passing: Comp-Att-Int-TD | 14-20-1-3 | 4-15-0-0 |
| Passing Net: Yards | 193 | 33 |
| Rushing: Att-Yds | 28-248 | 21-30 |
| Fumbles / Lost | 1 / 0 | 4 / 1 |
| Sacks - TFLS | 1 - 1 | 0 - 3 |
| Penalty - Yards | 3 - 25 | 2 - 10 |
| 3rd Down Conversions | 4 / 7 | 0 / 9 |
| Punts: Nbr-Yds-Long-Avg | 2-80-41-40 | 9-299-47-33.2 |
| Average Drive Start | 44.3 | 21.7 |
| Time of Possession | 23:01 | 24:59 |

| | SEHS | SJP |
|--------------------------|--------------|---------------|
| 1st Downs | 12 | 17 |
| Total Yards | 250 | 326 |
| Passing: Comp-Att-Int-TD | 10-21-0-2 | 15-40-1-2 |
| Passing Net: Yards | 147 | 231 |
| Rushing: Att-Yds | 34-103 | 25-95 |
| Fumbles / Lost | 0 / 0 | 3 / 2 |
| Sacks - TFLS | 6 - 13 | 2 - 3 |
| Penalty - Yards | 6 - 67 | 14 - 96 |
| 3rd Down Conversions | 6 / 14 | 8 / 16 |
| Punts: Nbr-Yds-Long-Avg | 4-90-28-22.5 | 5-133-39-26.6 |
| Average Drive Start | 41.3 | 31.3 |
| Time of Possession | 24:08 | 23:52 |

| | SEHS | SIHS |
|--------------------------|--------------|---------------|
| 1st Downs | 19 | 16 |
| Total Yards | 428 | 192 |
| Passing: Comp-Att-Int-TD | 11-18-0-3 | 5-17-0-1 |
| Passing Net: Yards | 205 | 38 |
| Rushing: Att-Yds | 37-223 | 36-154 |
| Fumbles / Lost | 0 / 0 | 3 / 0 |
| Sacks - TFLS | 5.5 - 3 | 2 - 2 |
| Penalty - Yards | 8 - 79 | 4 - 30 |
| 3rd Down Conversions | 5 / 10 | 0 / 9 |
| Punts: Nbr-Yds-Long-Avg | 3-73-43-24.3 | 6-244-45-40.7 |
| Average Drive Start | 26.9 | 29.3 |
| Time of Possession | 23:53 | 24:07 |

| | SEHS | TW |
|--------------------------|------------|-------------|
| 1st Downs | 14 | 10 |
| Total Yards | 253 | 149 |
| Passing: Comp-Att-Int-TD | 7-13-1-0 | 15-25-1-0 |
| Passing Net: Yards | 78 | 144 |
| Rushing: Att-Yds | 32-175 | 31-5 |
| Fumbles / Lost | 2 / 2 | 1 / 0 |
| Sacks - TFLS | 10.5 - 3 | 0 - 2 |
| Penalty - Yards | 6 - 41 | 5 - 52 |
| 3rd Down Conversions | 3 / 7 | 6 / 14 |
| Punts: Nbr-Yds-Long-Avg | 2-68-35-34 | 4-120-35-30 |
| Average Drive Start | 42.6 | 35.2 |
| Time of Possession | 19:06 | 28:54 |

| | SEHS | BC |
|--------------------------|------------|-----------|
| 1st Downs | 18 | 22 |
| Total Yards | 230 | 397 |
| Passing: Comp-Att-Int-TD | 10-17-2-1 | 13-18-0-2 |
| Passing Net: Yards | 91 | 199 |
| Rushing: Att-Yds | 31-139 | 41-198 |
| Fumbles / Lost | 0 / 0 | 0 / 0 |
| Sacks - TFLS | 1 - 1 | 1 - 3 |
| Penalty - Yards | 2 - 20 | 9 - 80 |
| 3rd Down Conversions | 5 / 9 | 8 / 13 |
| Punts: Nbr-Yds-Long-Avg | 1-30-30-30 | 0-0-0 |
| Average Drive Start | 36.4 | 43.3 |
| Time of Possession | 17:34 | 30:26 |

| | SEHS | CFN |
|--------------------------|------------|---------------|
| 1st Downs | 19 | 14 |
| Total Yards | 307 | 256 |
| Passing: Comp-Att-Int-TD | 18-30-2-3 | 14-24-0-1 |
| Passing Net: Yards | 224 | 189 |
| Rushing: Att-Yds | 34-83 | 32-67 |
| Fumbles / Lost | 1 / 0 | 6 / 1 |
| Sacks - TFLS | 1 - 3 | 1 - 2 |
| Penalty - Yards | 3 - 35 | 6 - 58 |
| 3rd Down Conversions | 4 / 15 | 2 / 12 |
| Punts: Nbr-Yds-Long-Avg | 3-99-38-33 | 6-139-38-23.2 |
| Average Drive Start | 39.4 | 28.7 |
| Time of Possession | 23:00 | 25:00 |

| | SEHS | PER |
|--------------------------|------------|---------------|
| 1st Downs | 18 | 17 |
| Total Yards | 374 | 239 |
| Passing: Comp-Att-Int-TD | 18-26-0-2 | 11-36-3-1 |
| Passing Net: Yards | 218 | 120 |
| Rushing: Att-Yds | 35-156 | 38-119 |
| Fumbles / Lost | 4 / 3 | 2 / 1 |
| Sacks - TFLS | 2 - 6 | 0 - 6 |
| Penalty - Yards | 9 - 92 | 3 - 20 |
| 3rd Down Conversions | 4 / 11 | 8 / 19 |
| Punts: Nbr-Yds-Long-Avg | 2-74-40-37 | 3-109-41-36.3 |
| Average Drive Start | 37.3 | 34.6 |
| Time of Possession | 23:23 | 24:37 |

| | SEHS | EHS |
|--------------------------|--------------|---------------|
| 1st Downs | 22 | 10 |
| Total Yards | 346 | 100 |
| Passing: Comp-Att-Int-TD | 10-15-2-0 | 13-26-2-1 |
| Passing Net: Yards | 102 | 122 |
| Rushing: Att-Yds | 54-244 | 11--22 |
| Fumbles / Lost | 0 / 0 | 0 / 0 |
| Sacks - TFLS | 5 - 6 | 1 - 3 |
| Penalty - Yards | 7 - 89 | 3 - 40 |
| 3rd Down Conversions | 4 / 14 | 1 / 8 |
| Punts: Nbr-Yds-Long-Avg | 4-86-42-21.5 | 5-182-44-36.4 |
| Average Drive Start | 25.9 | 37.1 |
| Time of Possession | 32:45 | 15:15 |

| | SEHS | CM |
|--------------------------|--------------|------------|
| 1st Downs | 23 | 19 |
| Total Yards | 332 | 335 |
| Passing: Comp-Att-Int-TD | 20-38-2-2 | 17-24-0-5 |
| Passing Net: Yards | 189 | 189 |
| Rushing: Att-Yds | 31-143 | 33-146 |
| Fumbles / Lost | 0 / 0 | 1 / 1 |
| Sacks - TFLS | 0 - 3 | 0 - 4 |
| Penalty - Yards | 9 - 84 | 7 - 72 |
| 3rd Down Conversions | 8 / 14 | 7 / 12 |
| Punts: Nbr-Yds-Long-Avg | 2-63-35-31.5 | 2-34-19-17 |
| Average Drive Start | 36.9 | 38.9 |
| Time of Possession | 24:03 | 23:57 |

| | SEHS | MHS |
|--------------------------|-------------|-------------|
| 1st Downs | 17 | 15 |
| Total Yards | 303 | 348 |
| Passing: Comp-Att-Int-TD | 19 / 30 / 0 | 14 / 23 / 1 |
| Passing Net: Yards | 251 | 112 |
| Rushing: Att-Yds | 33-33-52-0 | 35-256 |
| Fumbles / Lost | 0/0 | 2/1 |
| Sacks - TFLS | 1 -(-9) | 2 - (-26) |
| Penalty - Yards | 2 - 10 | 9 - 85 |
| 3rd Down Conversions | 4 / 14 | 4 / 14 |
| Punts: Nbr-Yds-Long-Avg | 0 - 0 - 0 | 2 - 15 - 13 |
| Average Drive Start | 36.9 | 33.7 |
| Time of Possession | 21:40 | 26:20 |

| | SEHS | AH |
|--------------------------|------------|------------|
| 1st Downs | 18 | 19 |
| Total Yards | 263 | 296 |
| Passing: Comp-Att-Int-TD | 15-30-3-2 | 5-13-2-0 |
| Passing Net: Yards | 209 | 25 |
| Rushing: Att-Yds | 24-54 | 45-271 |
| Fumbles / Lost | 3 / 1 | 2 / 0 |
| Sacks - TFLS | 0 - 4 | 0 - 5 |
| Penalty - Yards | 3 - 25 | 8 - 95 |
| 3rd Down Conversions | 6 / 12 | 5 / 12 |
| Punts: Nbr-Yds-Long-Avg | 2-62-43-31 | 3-60-36-20 |
| Average Drive Start | 32.0 | 39.8 |
| Time of Possession | 19:06 | 28:54 |

ST. EDWARD EAGLES FOOTBALL

30 PLAYOFF APPEARANCES 13 REGIONAL TITLES 13X STATE SEMI-FINALIST

STATE CHAMPS 2010, 2014, 2015, 2018, 2021, 2022, 2023

ST. ED'S PLAYOFF HISTORY:

- 30th appearance
- 15th consecutive appearance since 2010
- 69-22 playoff record
- 11-4 in Regional Finals
- Won 21 straight playoff games (**longest current active streak in Ohio**)
- 13 Regional titles
- 7 State Football titles 2010, 2014, 2015, 2018, 2021, 2022, 2023
- 3 State Runner-Up 2003, 1986, 1975
- Since 2010 54-5 record
- 2018 the Eagles were the lowest seed (7th) to reach the state title game.
- 10th playoff matchup with Mentor. St. Ed's has won three in a row and have a 5-4 playoff record vs the Cardinals
- Outscored opponents 112-29 in playoffs

STREAK ON THE LINE:

The Eagles streak of holding opponents under 40 points a game is now at 91 games.

Mentor has scored 40 or more points seven times this season with a season high 51 points versus Euclid. The Cardinals are 123-1 when scoring over 40 points a game.

TD STREAK:

The Eagles touchdown streak is at 37 games. It's the longest streak since a 31 game streak was snapped in 2022 with a 6-0 win at Cincinnati Moeller.

EXPLOSIVE PLAYS:

St. Ed's has 51 explosive plays this season over 20 yards.

36 are pass plays with 13 for touchdowns.

Last week the Eagles had six explosive plays with one for a touchdown.

PLAYOFF NUMBERS

DEFENSE (3 games):

-11 sacks

-Allowed only 29 points

Rush 51.3 yards

Pass 99.0 yards

Total Yards 150.3 yards

Allowed 10.3 points per game

The Eagles streak of holding opponents under 40 points a game is now at 91 games.

OFFENSE (3 games):

Rush 195 yards

Pass 161 yards

Total Yards 356 yards

Outscoring opponents 70-17 in the first half and 42-14 in the second half

Not allowed a sack in the playoffs

MENTOR NOTES:

- 24th Playoff appearance with a 44-23 record.
- 6-8 in regional finals
- 4x state runner up and 7 regional titles
- 13 game win streak matches their longest win streak since 2019
- 665-316-22 in 100 years of Mentor Football
- Defense allowed seven points in playoffs, allowed 14 points or less in 10 of 13 games
- Offense has scored 30 or more points in 12 of 13 games
- Finished the season as the top seed in Region one and top team in the final AP state poll
- Outscored Canton McKinley 28-0 in the second half after a 3-0 halftime lead
- Scotty Fox Northeast Lakes 1st team and offensive player of the year
- Coach Matt Gray is in his fifth year at Mentor and was named Northeast Lakes Coach of the year for 2024.

SHUT OUTS:

The 42-0 win over Findlay gave the Eagles their 14th shutout in the playoffs.

In their three title runs they have shut out opponents six times. (2x in 2021 and 2x in 2022, 2x in 2023)

ST. EDWARD EAGLES FOOTBALL

30 PLAYOFF APPEARANCES 13 REGIONAL TITLES 13X STATE SEMI-FINALIST

STATE CHAMPS 2010, 2014, 2015, 2018, 2021, 2022, 2023

THREE FOR THE TIE:

Zack Hackleman's three touchdown catches against Glenville tied him with four other Eagle players for most TD receptions in a game.

2019: Mackenzie Wainwright
Vs Football North

2017: Jalen Staples
Vs Canada Prep

2013: Alex Stump
Vs Eastern Christian Academy

2012 Anthony Young
Vs Cardinal Mooney

ANOTHER MILESTONE:

Coach Tom Lombardo picked up his 200th career win over Football North.

Lombardo, in his 10th year at St. Ed's is the all time winningest coach in school history.

He previously coached at Highland and Lake Catholic High Schools

ST. ED'S OPPONENTS:

Nine of the ten teams on the Eagles schedule in 2024 made the playoffs in Ohio or their home state.

Four Opponents won state titles in 2023:

Philadelphia St. Joe's (Pa.)
Boyle County (Kentucky)
Massillon, Ohio D2
Glenville Ohio D4

EAGLE COLLEGE WATCH:

College Commit:

Thomas Csanyi: Ashland Univ.
Nate Gregory : Coastal Carolina

College Offers

Bradley Eaton : 14 D1 offers
(Army, Air Force, Penn, Harvard, BGSU, KSU)

Brandon White : 5 D1 offers
(Coastal Carolina, Robt. Morris, Akron, Marshall, KSU)

Sawyer Prementine: Ashland, Tiffin

Mason Wilhelm: 5 D1 Offers
(Coastal Carolina, Charlotte, Toledo, KSU, Miami)

Zach Hackleman: Kent State, Charlotte

Angel Hillsman: Eastern Kentucky (baseball)

TAKE IT TO THE HOUSE:

Bradley Eaton's 93 yard kick return for a touchdown vs Last week is the sixth longest kick off return since 2010.

Longest Kick returns since 2010:

| | |
|----------------------|--------------------|
| Anthony Young | 99 yds 2012 |
| Shaun Crawford | 99 yds 2014 |
| Kyan Mason | 99 yds 2022 |
| Joe Formani | 98 yds 2019 |
| Kyan Mason | 96 yds 2021 |
| Joel Castleberry | 95 yds 2020 |
| Quintel Kent | 94 yds 2018 |
| Bradley Eaton | 93 yds 2024 |
| Anthony Young | 93 yds 2011 |
| Kyan Mason | 92 yds 2021 |
| Joe Formani | 92 yds 2019 |
| Carlton Landingham | 80 yds 2021 |
| Logan Nash | 90 yds 2019 |
| Kyle Fallon | 87 yds 2015 |
| Caden Kolesar | 86 yds 2018 |
| Carlton Landingham | 80 yds 2021 |
| Eddie Andrews | 79 yds 2023 |

BIG KICKS :

Senior Kicker Kellen Moyer's 44 yard field goal was his longest in his career against Elder. It's the eight longest kick since 2010

- 45 yds Mason Lawler vs Moeller (2016)
- **2024 44 yds Kellen Moyer vs Elder (2024)**
- 43 yds Jake Budyka vs Stow (2015)
- 41 yds Brendan Swan vs Football North (2018)
- 40 yds Tyler Masilio vs Buchtel (2012)
- 39 yds Dakota Janke vs Toledo C.C. (2021)
- 38 yds Grant Saranger vs Euclid (2019)
- **36 yds Kellen Moyer vs Springfield (2023)**
- Longest FG in school history: 52 yards by Brian Pierce and Joe Kleinsmith

FOUR IN A ROW:

Thomas Csanyi became the first quarterback to throw for over 200 yards four games in a row weeks five through eight.

He surpassed Brett Kean's 2014 feat of three games in a row.

200 yard passing games last 11 seasons

| | |
|------------|----------|
| 2024: 4x | 2023: 1x |
| 2022: none | 2021: 3x |
| 2020: none | 2019: 1x |
| 2018: 2x | 2017: 2x |
| 2016: 3x | 2015: 4x |

ST. EDWARD EAGLES FOOTBALL

30 PLAYOFF APPEARANCES 13 REGIONAL TITLES 13X STATE SEMI-FINALIST

STATE CHAMPS 2010, 2014, 2015, 2018, 2021, 2022, 2023

REGULAR SEASON RECORDS:

- Fewest Fumbles (Team) 1 *Previous Record 5 (2023 and 2012)*
- Passes Completed (Team) 142 *Previous Record 139 (2012)*
- Passing Yards (Team) 1987 *Previous Record 1923 (2012)*
- **Thomas Csanyi: Passing**
 Completions 141 *Previous Record 139 (2012)*
 Attempts 250 *Previous Record 233 Brett Kean (2014)*
 Touchdowns 21 *Previous Record 20 Brett Kean (2013)*
 Passing Yards 1956 *Previous Record 1829 Bobby Adams (1993)*
- **Zach Hackleman: Receiving**
 TD Receptions 10 *Previous Record 9 Alex Stump (2013)*
 Catches 51 *Previous Record 47 Chris Connors (2010)*
 Yards Receiving 857 *Previous Record 677 Alex Stump (2013)*
- Most TD Passes Caught Game : 3 (TIE)
 2024 Zach Hackleman
 2019 Mackenzie Wainwright
 2017 Jalen Staples
 2013 Alex Stump
 2012 Anthony Young

2024 ALL DISTRICT HONORS:

Offense: First Team

Zack Hackleman
 Sawyer Prementine
 Kellen Moyer

Offense: Second Team

Thomas Csanyi
 Archer Soltis
 Mason Wilhelm
 Joe Saffold

Honorable Mention

Luke Hess

Defense: First Team

Nate Gregory
 Jaden Woods
 Bradley Eaton
 Aydin Buchanon

Defense: Second Team


Yon German
 Brayden Thomas

Honorable Mention

Colin Crocker
 Mahki Boone
 Brodon Moore

Defensive Player of the Year:

Nate Gregory



ST. EDWARD EAGLES FOOTBALL

30 PLAYOFF APPEARANCES 13 REGIONAL TITLES 13X STATE SEMI-FINALIST

STATE CHAMPS 2010, 2014, 2015, 2018, 2021, 2022, 2023


EAGLES BY THE NUMBERS 2024

| | | | | | |
|---------------------------------------|----------------------|------------|-----|---------|-----|
| Home | 4-4 | Away | 3-1 | Neutral | 1-0 |
| Natural grass | 0-0 | Field turf | 7-5 | | |
| Night game | 5-2 | Day game | 3-3 | | |
| Wearing White Jerseys | | | 4-1 | | |
| Wearing Green Jerseys | | | 4-2 | | |
| Wearing Black Jerseys | | | 0-2 | | |
| Leading after 1st quarter | | | 4-1 | | |
| Trailing after 1st quarter | | | 1-1 | | |
| Tied after 1st quarter | | | 3-3 | | |
| Leading at Halftime | | | 8-2 | | |
| Trailing at Halftime | | | 0-2 | | |
| Tied at Halftime | | | 0-1 | | |
| Leading After Three Quarters | | | 7-1 | | |
| Trailing After Three Quarters | | | 1-4 | | |
| Tied after 3rd quarter | | | 0-0 | | |
| <i>Leads In Time of Possession</i> | | | 3-2 | | |
| <i>Trailing In Time of Possession</i> | | | 5-3 | | |
| Winning the Turnover Margin | | | 4-2 | | |
| Losing the Turnover Margin | | | 2-3 | | |
| Turnover Margin Tied | | | 2-0 | | |
| Score on First Possession | | | 3-1 | | |
| Gaining More Yards Than Opponent | | | 7-2 | | |
| Rushing 100+ Yards | | | 7-3 | | |
| Passing 100+ Yards | | | 7-5 | | |
| Passing 150+ Yards | | | 5-3 | | |
| Passing 200+ Yards | | | 2-3 | | |
| Opponent Under 100 Yards Rushing | | | 6-0 | | |
| Opponent Under 100 Yards Passing | | | 3-1 | | |
| Opponent Under 200 Yards Passing | | | 8-5 | | |
| Scoring 19 points or less | | | 0-0 | | |
| Scoring 20-29 points | | | 5-4 | | |
| Scoring 30-39 points | | | 1-1 | | |
| Scoring 40-49 points | | | 2-0 | | |
| Largest Halftime lead | 28 vs St. Joe's Prep | | | | |
| | 15 vs Football North | | | | |
| Largest Halftime deficit | 3 vs Massillon | | | | |
| Playing After a Win | | | 4-3 | | |
| Playing After a Loss | | | 3-2 | | |

EAGLES IN OVERTIME

The Eagles are 7-6 in overtime games since 1987. St. Ed's is 2-2 in OT playoff games and 5-4 in regular season OT games

| | |
|--|----------------------|
| 2021 MOELLER DEFEATED ST. EDWARD | 28-21 (1OT) |
| 2019 MENTOR DEFEATED ST. EDWARD | 36-35 (1 OT) |
| | (REGIONAL FINAL) |
| 2016 ST. IGNATIUS DEFEATED ST EDWARD | 38-31(1 OT) |
| 2011 ST. EDWARD DEFEATED GLENVILLE | 17-14 (1 OT) |
| 2005 ST. EDWARD DEFEATED BENEDICTINE | 41-38 (3 OT) |
| 2003 ST. EDWARD DEFEATED MENTOR | 13-10 (1 OT) |
| | (REGIONAL FINAL) |
| 2003 WARREN HARDING DEFEATED ST. EDWARD | |
| | 27-20 (1 OT) |
| 2001 ST. EDWARD DEFEATED MAYFIELD | 35-28 (2 OT) |
| | (REG QUARTER FINAL) |
| 2001 ST. EDWARD DEFEATED ST. IGNATIUS | 44-41 (1 OT) |
| 1997 ELDER DEFEATED ST EDWARD | 35-28 (3 OT) |
| 1996 ST. EDWARD DEFEATED ST. IGNATIUS | 12-9 (1 OT) |
| 1993 ST. IGNATIUS DEFEATED ST EDWARD | 35-34 (3 OT) |
| 1989 ST. EDWARD DEFEATED LAKEWOOD | 10-7 (1 OT) |



St. Edward Eagles Football Playoff History



| | | | |
|--------------------------|--------------|--|------|
| FIRST ROUND (SINCE 2013) | 8-0 | REGIONAL QUARTER FINALS | 18-3 |
| REGIONAL SEMI-FINALS | 15-9 | REGIONAL FINALS | 11-4 |
| STATE SEMI-FINALS | 10-3 | (2013,2014,2015 Regional and State Semi-Finals were combined) | |
| STATE FINALS | 7-3 | | |
| OVERALL | 69-22 | | |



| | | | | | | |
|------|---------------------|------|----|-----------------------|----|--------|
| 1975 | State Semi-Final | SEHS | 19 | Newark | 7 | W |
| | State Final | SEHS | 12 | Cincinnati Moeller | 14 | L |
| 1976 | State Semi-Final | SEHS | 0 | Gahanna Lincoln | 28 | L |
| 1984 | Regional Semi-Final | SEHS | 8 | Mayfield | 13 | L |
| 1985 | Regional Semi-Final | SEHS | 14 | Shaker Heights | 6 | W |
| | Regional Final | SEHS | 12 | St. Joseph | 27 | L |
| 1986 | Regional Semi-Final | SEHS | 45 | Midpark | 7 | W |
| | Regional Final | SEHS | 42 | Berea | 10 | W |
| | State Semi-Final | SEHS | 30 | Austintown Fitch | 0 | W |
| | State Final | SEHS | 20 | Fairfield | 21 | L |
| 1987 | Regional Semi-Final | SEHS | 14 | St. Joseph | 21 | L |
| 1996 | Regional Semi-Final | SEHS | 6 | Hudson | 13 | L |
| 2000 | Regional Quarter | SEHS | 14 | Solon | 28 | L |
| 2001 | Regional Quarter | SEHS | 35 | Mayfield | 28 | W 2 ot |
| | Regional Semi-Final | SEHS | 26 | Warren Harding | 42 | L |
| 2002 | Regional Quarter | SEHS | 51 | Valley Forge | 27 | W |
| | Regional Semi-Final | SEHS | 16 | Warren Harding | 18 | L |
| 2003 | Regional Quarter | SEHS | 45 | Strongsville | 14 | W |
| | Regional Semi-Final | SEHS | 21 | Warren Harding | 13 | W |
| | Regional Final | SEHS | 13 | Mentor | 10 | W ot |
| | State Semi-Final | SEHS | 44 | Toledo St. John | 7 | W |
| | State Final | SEHS | 7 | Cincinnati Elder | 33 | L |
| 2004 | Regional Quarter | SEHS | 27 | Warren Harding | 24 | W |
| | Regional Semi-Final | SEHS | 7 | Glenville | 32 | L |
| 2005 | Regional Quarter | SEHS | 42 | Shaker Heights | 16 | W |
| | Regional Semi-Final | SEHS | 49 | Brush | 0 | W |
| | Regional Final | SEHS | 17 | Glenville | 7 | W |
| | State Semi-Final | SEHS | 17 | Massillon Washington | 21 | L |
| 2006 | Regional Quarter | SEHS | 41 | Painesville Riverside | 14 | W |
| | Regional Semi-Final | SEHS | 3 | Warren Harding | 7 | L |
| 2008 | Regional Quarter | SEHS | 0 | St. Ignatius | 37 | L |
| 2010 | Regional Quarter | SEHS | 35 | Mentor | 21 | W |
| | Regional Semi-Final | SEHS | 42 | Glenville | 22 | W |
| | Regional Final | SEHS | 42 | Solon | 14 | W |
| | State Semi-Final | SEHS | 23 | Toledo Whitmer | 13 | W |
| | State Final | SEHS | 35 | Huber Hts Wayne | 28 | W |
| 2011 | Regional Quarter | SEHS | 28 | Cleveland Heights | 14 | W |
| | Regional Semi-Final | SEHS | 17 | St. Ignatius | 20 | L |
| 2012 | Regional Quarter | SEHS | 55 | Mayfield | 27 | W |
| | Regional Semi-Final | SEHS | 56 | Mentor | 63 | L |
| 2013 | First Round | SEHS | 49 | Shaker Hts | 0 | W |
| | Regional Quarter | SEHS | 42 | Cleveland Heights | 7 | W |
| | Regional Semi-Final | SEHS | 28 | Austintown Fitch | 0 | W |
| | Regional Final and | SEHS | 38 | Mentor | 41 | L |
| | State Semi-Final | | | | | |

| | | | | | | |
|------|---------------------|------|----|---------------------|----|---|
| 2014 | First Round | SEHS | 37 | Brunswick | 3 | W |
| | Regional Quarter | SEHS | 41 | Olentangy Liberty | 12 | W |
| | Regional Semi-Final | SEHS | 41 | Westerville Central | 0 | W |
| | Regional Final and | SEHS | 42 | HUDSON | 14 | w |
| | State Semi-Final | | | | | |
| | State Final | SEHS | 31 | Wayne | 21 | W |
| 2015 | First Round | SEHS | 20 | Cleveland Heights | 12 | W |
| | Regional Quarter | SEHS | 34 | Mentor | 10 | W |
| | Regional Semi-Final | SEHS | 33 | Euclid | 0 | W |
| | Regional Final and | SEHS | 45 | Stow | 7 | W |
| | State Semi-Final | | | | | |
| | State Final | SEHS | 45 | Wayne | 35 | W |
| 2016 | Regional Quarter | SEHS | 42 | Euclid | 7 | W |
| | Regional Semi-Final | SEHS | 41 | Stow | 35 | W |
| | Regional Final | SEHS | 38 | St. Ignatius | 38 | L |
| 2017 | Regional Quarter | SEHS | 37 | Canton McKinley | 21 | W |
| | Regional Semi-Final | SEHS | 13 | Mentor | 21 | L |
| 2018 | Regional Quarter | SEHS | 21 | St. Ignatius | 19 | W |
| | Regional Semi-Final | SEHS | 56 | Euclid | 35 | W |
| | Regional Final | SEHS | 24 | Mentor | 14 | W |
| | State Semf-Final | SEHS | 42 | Olentangy Liberty | 16 | W |
| | State Final | SEHS | 24 | Colerain | 10 | W |
| 2019 | Regional Quarter | SEHS | 73 | Medina | 38 | W |
| | Regional Semi-Final | SEHS | 49 | Euclid | 9 | W |
| | Regional Final | SEHS | 35 | Mentor | 36 | L |
| 2020 | First Round | SEHS | 42 | Canton GlenOak | 0 | W |
| | Regional Quarter | SEHS | 31 | Medina | 35 | L |
| 2021 | First Round | SEHS | 49 | Lorain | 0 | W |
| | Regional Quarter | SEHS | 56 | Berea-Midpark | 14 | W |
| | Regional Semi-Final | SEHS | 42 | Canton McKinley | 0 | W |
| | Regional Final | SEHS | 41 | Medina | 6 | W |
| | State Semi-Final | SEHS | 16 | Upper Arlington | 10 | W |
| | State Final | SEHS | 23 | Springfield | 13 | W |
| 2022 | First Round | SEHS | 49 | Stow | 6 | W |
| | Regional Quarter | SEHS | 42 | Jackson | 0 | W |
| | Regional Semi-Final | SEHS | 28 | St. Ignatius | 7 | W |
| | Regional final | SEHS | 27 | Mentor | 0 | W |
| | State Semi-Final | SEHS | 31 | Gahanna Lincoln | 7 | W |
| | State Final | SEHS | 28 | Springfield | 14 | W |
| 2023 | First Round | SEHS | 42 | Elyria | 0 | W |
| | Regional Quarter | SEHS | 35 | Canton GlenOak | 0 | W |
| | Regional Semi-Final | SEHS | 41 | Canton McKinley | 17 | W |
| | Regional Final | SEHS | 42 | Medina | 7 | W |
| | State Semi-Final | SEHS | 26 | Hilliard Bradley | 3 | W |
| | State Final | SEHS | 31 | Springfield | 21 | W |
| 2024 | First Round | SEHS | 48 | Findlay | 0 | W |
| | Regional Quarter | SEHS | 24 | Toledo Whitmer | 7 | W |
| | Regional Semi-Final | SEHS | 40 | Perrysburg | 22 | W |

ST. EDWARD EAGLES FOOTBALL

| Total Offense | Passing Yards | Rushing Yards | Total Yards | Long Play | TDs | INTs | # of Rushes | # of Passes | # of Plays | Yards per Play |
|---------------|---------------|---------------|-------------|-----------|-----|------|-------------|-------------|------------|----------------|
| SEHS | 2476 | 1844 | 4320 | 75 | 51 | 18 | 437 | 311 | 748 | 5.8 |

St. Edward Eagles 2024 Season Record: 8-5

| GAME | DATE | OPPONENT | RESULT | W-L | Leading Passing (#-Yds) | Leading Rushing (#-Yds) | Leading Receiving (#-Yds) | Leading Tackles-Sacks-TFLs |
|------|-------------|---------------------------|-----------|-------|--------------------------|--------------------------|---------------------------|----------------------------|
| 1 | Fri, Aug 23 | @ Pickerington North | W 28 - 0 | 1 - 0 | Thomas Csanyi: 11-21-188 | Brandon White : 21-90 | Zach Hackleman: 3-71 | Aiden Peterson: 12-0-0 |
| 2 | Sat, Aug 31 | vs St. Joseph's Prep (PA) | W 35 - 21 | 2 - 0 | Thomas Csanyi: 10-21-147 | Brandon White : 19-105 | Joe Saffold : 4-58 | Nate Gregory : 17-1-2 |
| 3 | Sat, Sep 07 | vs Boyle County (KY) | L 21 - 38 | 2 - 1 | Thomas Csanyi: 10-17-91 | Brandon White : 15-66 | Luke Hess: 3-35 | Nate Gregory : 24-0-0 |
| 4 | Sat, Sep 14 | vs Elder | W 24 - 17 | 3 - 1 | Thomas Csanyi: 10-15-102 | Tyrese Buchanan : 32-161 | Zach Hackleman: 3-47 | Yon German : 6-0-0 |
| 5 | Fri, Sep 20 | vs Massillon | L 21 - 31 | 3 - 2 | Thomas Csanyi: 19-30-251 | Tyrese Buchanan : 20-50 | Zach Hackleman: 10-161 | Nate Gregory : 18-0-1 |
| 6 | Thu, Sep 26 | vs Glenville | L 27 - 28 | 3 - 3 | Thomas Csanyi: 17-30-350 | Bradley Eaton: 11-41 | Zach Hackleman: 6-186 | Aiden Peterson: 21-0-0 |
| 7 | Fri, Oct 04 | @ St. Ignatius | W 28 - 6 | 4 - 3 | Thomas Csanyi: 11-18-205 | Bradley Eaton: 17-157 | Zach Hackleman: 4-85 | Nate Gregory : 15-1-1 |
| 8 | Sat, Oct 12 | vs Football North (CN) | W 28 - 12 | 5 - 3 | Thomas Csanyi: 18-30-224 | Bradley Eaton: 12-23 | Zach Hackleman: 11-141 | Nate Gregory: 19-0-0 |
| 9 | Sat, Oct 19 | @ Moeller | L 30 - 35 | 5 - 4 | Thomas Csanyi: 20-38-189 | Zach Hackleman: 9-91 | Zach Hackleman: 9-93 | Nate Gregory : 23-0-0 |
| 10 | Fri, Oct 25 | vs Archbishop Hoban | L 21 - 24 | 5 - 5 | Thomas Csanyi: 15-30-209 | Thomas Csanyi: 7-25 | Joe Saffold 10-158 | Nate Gregory : 20-0-0 |
| 11 | Fri, Nov 01 | vs Findlay | W 48 - 0 | 6 - 5 | Thomas Csanyi: 12-16-164 | Anthony Camargo: 6-76 | Ryan Mikovsky: 4-58 | Nate Gregory : 10-0-0 |
| 12 | Fri, Nov 08 | @ Toledo Whitmer | W 24 - 7 | 7 - 5 | Thomas Csanyi: 7-13-78 | Ty Buchanan : 12-66 | Luke Hess: 3-43 | Behlen Waugh: 16-2-2 |
| 13 | Fri, Nov 15 | vs Perrysburg | W 40 - 24 | 8 - 5 | Thomas Csanyi: 18-24-218 | Bradley Eaton: 11-82 | Luke Hess: 9-92 | Behlen Waugh: 19-0-0 |

2024 St. Edward Explosive Plays By Length (20 yds or more)

| Type | Yds | Play | Opponent |
|------|-----|------------------------------------|---------------|
| KO | 93 | Bradley Eaton TD | St Joe's (Pa) |
| Run | 75 | Brandon White TD | St Joe's (Pa) |
| Pass | 73 | Thomas Csanyi to Zack Hackleman TD | Glenville |
| Pass | 69 | Thomas Csanyi to Zack Hackleman TD | Massillon |
| Rush | 69 | Anthony Carmago | Findlay |
| Run | 60 | Bradley Eaton TD | SIHS |
| Pass | 55 | Thomas Csanyi to Joe Saffold | Perrysburg |
| Run | 49 | Bradley Eaton | Perrysburg |
| Pass | 47 | Thomas Csanyi to Zack Hackleman TD | Glenville |
| Pass | 46 | Thomas Csanyi to Zack Hackleman TD | SIHS |
| Pass | 46 | Thomas Csanyi to Joe Saffold | Hoban |
| FG | 44 | Kellen Moyer FG GOOD | Elder |
| Pass | 40 | Thomas Csanyi to Mason Sak TD | Pick North |
| Pass | 39 | Thomas Csanyi to Joe Saffold TD | Pick North |
| Pass | 39 | Thomas Csanyi to Zack Hackleman | Massillon |
| Pass | 38 | Thomas Csanyi to Joe Saffold | Glenville |
| Pass | 37 | Thomas Csanyi to Mason Sak | SIHS |
| Pass | 36 | Thomas Csanyi to Nate Gregory | Glenville |
| Pass | 35 | Thomas Csanyi to Zack Hackleman | Elder |
| Pass | 33 | Thomas Csanyi to Zack Hackleman | St Joe's (Pa) |
| Pass | 33 | Thomas Csanyi to Joe Saffold | SIHS |
| Pass | 33 | Thomas Csanyi to Joe Saffold | Hoban |
| Pass | 33 | Thomas Csanyi to Ryan Mikovsky | Findlay |
| Pass | 32 | Thomas Csanyi to Zack Hackleman | Glenville |
| Pass | 32 | Thomas Csanyi to Zack Hackleman | FB North |
| Pass | 31 | Thomas Csanyi to Zack Hackleman TD | Pick North |
| Pass | 31 | Mason Sak to Luke Hess | Glenville |
| Pass | 31 | Thomas Csanyi to Mason Sak | Findlay |
| Pass | 30 | Thomas Csanyi to Zack Hackleman | FB North |
| Pass | 29 | Thomas Csanyi to Zack Hackleman TD | Moeller |
| Pass | 28 | Thomas Csanyi to Joe Saffold TD | Perrysburg |

| Type | Yds | Play | Opponent |
|---------|-----|---------------------------------|---------------|
| Pass | 26 | Thomas Csanyi to Luke Hess | FB North |
| Run | 26 | Zack Hackleman TD | Moeller |
| Rush | 26 | Ty Buchanan | Whitmer |
| Int Ret | 25 | Aydin Buchanan | Elder |
| Pass | 25 | Caden Yondo to Landon Lehmer | Findlay |
| Pass | 24 | Thomas Csanyi to Mason Sak | St Joe's (Pa) |
| Pass | 24 | Thomas Csanyi to Joe Saffold TD | St Joe's (Pa) |
| Run | 24 | Ty Buchanan | Elder |
| Pass | 23 | Thomas Csanyi to Luke Hess TD | Boyle County |
| Pass | 23 | Thomas Csanyi to Zack Hackleman | Glenville |
| Rush | 23 | Bradley Eaton | Findlay |
| Run | 23 | Thomas Csanyi | Perrysburg |
| Rush | 22 | Ty Buchanan | Findlay |
| Pass | 22 | Thomas Csanyi to Joe Saffold TD | Findlay |
| Run | 21 | Bradley Eaton | SIHS |
| Pass | 21 | Thomas Csanyi to Luke Hess | Whitmer |
| Pass | 20 | Thomas Csanyi to Luke Hess | Glenville |
| Pass | 20 | Thomas Csanyi to Luke Hess | Hoban |
| Pass | 20 | Thomas Csanyi to Luke Hess | Perrysburg |
| Run | 20 | Nate Gregory | Perrysburg |

St. Edward 2024 Individual Statistics

| # | Quarterback | Comp | Att | Yards | Long | Comp % | TDs | INTs | QB Rating |
|----------------------|--------------------|------------|------------|--------------|-----------|---------------|-----------|-----------|---------------|
| 12 | Thomas Csanyi | 178 | 303 | 2416 | 73 | 58.75% | 26 | 17 | 142.82 |
| 6 | Mason Sak | 1 | 1 | 31 | 31 | 100.00% | 0 | 0 | 360.40 |
| 9 | Caden Yondo | 2 | 2 | 29 | 25 | 100.00% | 1 | 0 | 386.80 |
| 98 | Langston Lucas(11) | 0 | 5 | 0 | 0 | 0.00% | 0 | 1 | -40.00 |
| Total Passing | | 156 | 272 | 2,180 | 73 | 57.35% | 25 | 17 | 142.51 |

| # | Running Back | Rushes | Yards | TDs | Long | Yds/Rush |
|----------------------|---------------------|------------|--------------|-----------|-----------|------------|
| 26 | Tyrese Buchanan | 126 | 488 | 2 | 26 | 3.9 |
| 43 | Bradley Eaton | 80 | 427 | 7 | 60 | 5.3 |
| 12 | Thomas Csanyi | 78 | 269 | 1 | 23 | 3.4 |
| 2 | Brandon White | 55 | 261 | 3 | 75 | 4.7 |
| 32 | Nate Gregory | 37 | 144 | 7 | 20 | 3.9 |
| 8 | Zach Hackleman | 19 | 96 | 3 | 26 | 5.1 |
| 24 | Anthony Camargo | 18 | 115 | 1 | 69 | 6.4 |
| 19 | Joe Saffold | 12 | 48 | 0 | 16 | 4.0 |
| 94 | Antonio Robinson(2) | 1 | 16 | 0 | 16 | 16.0 |
| 20 | John Filippou | 1 | 9 | 0 | 9 | 9.0 |
| 98 | Langston Lucas(11) | 1 | 3 | 0 | 3 | 3.0 |
| 82 | Ryan Mikovsky | 1 | 2 | 0 | 2 | 2.0 |
| Total Rushing | | 437 | 1,844 | 24 | 75 | 4.2 |


| # | Receiver | Catches | Yards | Long | TDs | Yds/Catch |
|------------------------|-----------------|------------|--------------|-----------|-----------|-------------|
| 8 | Zach Hackleman | 51 | 857 | 73 | 10 | 16.8 |
| 19 | Joe Saffold | 48 | 684 | 55 | 5 | 14.3 |
| 1 | Luke Hess | 38 | 432 | 31 | 2 | 11.4 |
| 43 | Bradley Eaton | 13 | 124 | 18 | 6 | 9.5 |
| 26 | Tyrese Buchanan | 7 | 24 | 8 | 0 | 3.4 |
| 6 | Mason Sak | 6 | 145 | 40 | 2 | 24.2 |
| 82 | Ryan Mikovsky | 6 | 74 | 33 | 0 | 12.3 |
| 2 | Brandon White | 5 | 39 | 15 | 1 | 7.8 |
| 27 | Angel Hillsman | 3 | 31 | 16 | 0 | 10.3 |
| 32 | Nate Gregory | 1 | 36 | 36 | 0 | 36.0 |
| 48 | Landon Lehmer | 1 | 25 | 25 | 1 | 25.0 |
| 84 | James Odonnell | 1 | 4 | 4 | 0 | 4.0 |
| 24 | Anthony Camargo | 1 | 1 | 1 | 0 | 1.0 |
| Total Receiving | | 181 | 2,476 | 73 | 27 | 13.7 |

| # | Kickers | FG Made | FG Att | Long | XP Made | XP Att. | Kickoffs | Yards | Average | T-backs |
|--------------|--------------------|----------|----------|-----------|-----------|-----------|-----------|-------------|-------------|-----------|
| 40 | Kellen Moyer | 4 | 8 | 44 | 45 | 49 | 22 | 1032 | 46.9 | 7 |
| 38 | Pj Barkley | | | | | 0 | 44 | 2316 | 52.6 | 18 |
| 95 | Luke Andrachik(33) | | | | 0 | 1 | 1 | 25 | 25.0 | 0 |
| Total | | 4 | 8 | 44 | 45 | 50 | 67 | 3373 | 50.3 | 25 |

| # | Punters | Punts | Yards | Average | Long | In 20 | Caught | Downed | T-backs |
|--------------|--------------|-----------|-------------|-------------|-----------|----------|----------|-----------|----------|
| 38 | Pj Barkley | 14 | 363 | 25.9 | 42 | 3 | 4 | 5 | 1 |
| 40 | Kellen Moyer | 18 | 642 | 35.7 | 53 | 3 | 1 | 12 | 1 |
| 0 | Team | 2 | -5 | -2.5 | 0 | 0 | 0 | 0 | 0 |
| Total | | 34 | 1000 | 29.4 | 53 | 6 | 5 | 17 | 2 |

| # | Kick Returner | Kick Returns | Yards | Average | Long | TDs | Yds A/P |
|--------------|-----------------|--------------|------------|-------------|-----------|----------|-------------|
| 43 | Bradley Eaton | 11 | 291 | 26.5 | 93 | 1 | 856 |
| 3 | Nick Variglotti | 7 | 108 | 15.4 | 26 | 0 | 174 |
| 8 | Zach Hackleman | 4 | 153 | 38.3 | 54 | 0 | 1121 |
| 19 | Joe Saffold | 4 | 64 | 16.0 | 18 | 0 | 796 |
| 1 | Luke Hess | 3 | 37 | 12.3 | 23 | 0 | 529 |
| 34 | Colton Fee | 2 | 9 | 4.5 | 5 | 0 | 36 |
| 2 | Brandon White | 1 | 12 | 12.0 | 12 | 0 | 312 |
| 7 | Triston Addison | 1 | 12 | 12.0 | 12 | 0 | 12 |
| 26 | Tyrese Buchanan | 1 | 9 | 9.0 | 9 | 0 | 521 |
| Total | | 39 | 713 | 18.3 | 93 | 1 | 5272 |

| # | Punt Returner | Punt Returns | Yards | Average | Long | TDs | Yards All Purpose |
|----|-----------------|--------------|-------|---------|------|-----|-------------------|
| 3 | Nick Variglotti | 8 | 66 | 8.3 | 20 | 0 | 174 |
| 1 | Luke Hess | 5 | 61 | 12.2 | 28 | 0 | 529 |
| 43 | Bradley Eaton | 2 | 19 | 9.5 | 19 | 0 | 856 |
| 8 | Zach Hackleman | 2 | 15 | 7.5 | 15 | 0 | 1121 |
| 34 | Colton Fee | 1 | 27 | 27.0 | 27 | 0 | 36 |
| 7 | Triston Addison | 1 | 0 | 0.0 | 0 | 0 | 12 |
| 13 | Brayden Thomas | 1 | 0 | 0.0 | 0 | 0 | 0 |
| 5 | Behlen Waugh | 0 | 1 | | 1 | 0 | 1 |



St. Edward Eagles

DEFENSE

| Sack | | TFL | TFL | SOLO | Tackle | Total | QB | Pass | Caused | Fum | Fum Yards F'ble | INT | INT | Punt/FG | | |
|-----------------------|-------|-------|-------|-----------------|----------|------------------|-------------|--------|----------|----------------|-----------------|-----|-----|---------|-----|---------|
| Sacks | Yards | Yards | Yards | Tackles Assists | Tackles* | Hurries* Breakup | Fumbles Rec | ret | ret. TDs | Yards ret. TDs | Blocks | INT | INT | INT | | |
| 0 | 39 | -176 | 87 | -261 | 466 | 887 | 1353 | 86 | 51 | 8 | 2 | 0 | 10 | 48 | 0 | 2 |
| Defense | | Sack | TFL | TFL | SOLO | Tackle | Total | QB | Pass | Caused | Fum | FUM | INT | INT | INT | Punt/FG |
| Detail | Sacks | Yards | Yards | Tackles Assists | Tackles* | Hurries* Breakup | Fumbles Rec | return | ret. TDs | Yards ret. TDs | Blocks | INT | INT | INT | INT | Punt/FG |
| 32 Nate Gregory | 6.5 | -32 | 10.5 | -47 | 60 | 154.5 | 214.5 | 4 | 10 | 1 | 0 | 0 | 0 | 0 | 0 | 0 |
| 11 Yon German | 2.5 | -6 | 6.5 | -16.5 | 42 | 87.5 | 129.5 | 11 | 2 | 1 | 0 | 0 | 0 | 0 | 0 | 0 |
| 45 Aiden Peterson | 1 | -6 | 2 | -7 | 29 | 93 | 122 | 1 | 0 | 1 | 0 | 0 | 0 | 0 | 0 | 0 |
| 5 Behlen Waugh | 2 | -4 | 3 | -6 | 23 | 80 | 103 | 3 | 1 | 0 | 0 | 0 | 0 | 0 | 0 | 0 |
| 47 Colin Crocker | 5.5 | -18 | 10.5 | -29.5 | 17 | 85.5 | 102.5 | 13 | 0 | 1 | 0 | 0 | 1 | 0 | 0 | 0 |
| 4 Aydin Buchanan | 1 | -6 | 4 | -15 | 49 | 47 | 96 | 1 | 3 | 3 | 1 | -2 | 0 | 3 | 48 | 0 |
| 13 Brayden Thomas | 3 | -17 | 5 | -19.5 | 51 | 41 | 92 | 6 | 7 | 0 | 2 | 0 | 0 | 1 | 0 | 0 |
| 54 Jaden Woods | 1.5 | -5.5 | 6.5 | -19 | 27 | 59 | 86 | 12 | 0 | 0 | 0 | 0 | 0 | 0 | 0 | 0 |
| 43 Bradley Eaton | 0 | 0 | 5 | -3 | 43 | 31 | 74 | 5 | 9 | 0 | 0 | 0 | 0 | 2 | -5 | 0 |
| 14 Brodon Moore | 4 | -29 | 7 | -36 | 35 | 27 | 62 | 1 | 10 | 1 | 4 | 0 | 1 | 0 | 0 | 0 |
| 34 Colton Fee | 2 | -2 | 7 | -4 | 13 | 43 | 56 | 3 | 0 | 0 | 0 | 0 | 0 | 0 | 0 | 0 |
| 23 Diondre Taylor | 5 | -16 | 9 | -23 | 12 | 41 | 53 | 13 | 0 | 1 | 1 | 0 | 0 | 0 | 0 | 0 |
| 21 Makhi Boone | 1 | -9 | 3 | -10.5 | 31 | 11 | 42 | 0 | 4 | 0 | 0 | 0 | 0 | 2 | 5 | 0 |
| 7 Triston Addison | 0 | 0 | 0 | 0 | 12 | 22 | 34 | 0 | 1 | 0 | 0 | 0 | 0 | 0 | 0 | 0 |
| 58 Alec Dabney | 0 | 0 | 1 | 0 | 3 | 25 | 28 | 7 | 0 | 0 | 0 | 0 | 0 | 0 | 0 | 0 |
| 99 Ray Jenne | 1 | -12 | 4 | -12 | 1 | 9 | 10 | 1 | 0 | 0 | 0 | 0 | 0 | 0 | 0 | 0 |
| 97 Bp Paulozzi(26) | 2 | -5 | 2 | -5 | 4 | 5 | 9 | 3 | 1 | 0 | 0 | 0 | 0 | 0 | 0 | 0 |
| 39 Brendan Shultz | 1 | -8 | 1 | -8 | 3 | 6 | 9 | 2 | 0 | 0 | 0 | 0 | 0 | 0 | 0 | 0 |
| 33 Joseph Nemeth | 0 | 0 | 0 | 0 | 1 | 6 | 7 | 0 | 0 | 0 | 0 | 0 | 0 | 0 | 0 | 0 |
| 3 Nick Variglotti | 0 | 0 | 0 | 0 | 6 | 0 | 6 | 0 | 2 | 0 | 0 | 0 | 0 | 0 | 0 | 0 |
| 35 Calan Tarry (30) | 0 | 0 | 0 | 0 | 6 | 0 | 6 | 0 | 0 | 0 | 0 | 0 | 0 | 0 | 0 | 0 |
| 30 Anthony Fiala | 0 | 0 | 0 | 0 | 1 | 2 | 3 | 0 | 0 | 0 | 0 | 0 | 0 | 0 | 0 | 0 |
| 17 Jamal Seder | 0 | 0 | 0 | 0 | 2 | 0 | 2 | 0 | 0 | 0 | 0 | 0 | 0 | 0 | 0 | 0 |
| 93 John Troy(24) | 0 | 0 | 0 | 0 | 1 | 0 | 1 | 0 | 0 | 0 | 0 | 0 | 0 | 0 | 0 | 0 |
| 18 Braylen Adams | 0 | 0 | 0 | 0 | 0 | 1 | 1 | 0 | 0 | 0 | 0 | 0 | 0 | 0 | 0 | 0 |
| 36 Luke Ardito | 0 | 0 | 0 | 0 | 0 | 1 | 1 | 0 | 0 | 0 | 0 | 0 | 0 | 0 | 0 | 0 |
| 48 Landon Lehmer | 0 | 0 | 0 | 0 | 0 | 1 | 1 | 0 | 0 | 0 | 0 | 0 | 0 | 0 | 0 | 0 |
| 56 Jaemir Golston | 0 | 0 | 0 | 0 | 0 | 1 | 1 | 0 | 0 | 0 | 0 | 0 | 0 | 0 | 0 | 0 |
| 96 Rohan Campbell | 0 | 0 | 0 | 0 | 0 | 1 | 1 | 0 | 0 | 0 | 0 | 0 | 0 | 0 | 0 | 0 |
| 31 Nick Christman | 0 | 0 | 0 | 0 | 0 | 0 | 0 | 0 | 1 | 1 | 0 | 0 | 0 | 0 | 0 | 0 |
| 28 Braden Mihal | 0 | 0 | 0 | 0 | 0 | 0 | 0 | 0 | 1 | 0 | 0 | 0 | 0 | 0 | 0 | 0 |
| 98 Langston Lucas(11) | 0 | 0 | 0 | 0 | 0 | 0 | 0 | 0 | 1 | 0 | 0 | 0 | 0 | 0 | 0 | 0 |

St. Edward Eagles VS Perryburg

11/15/2024 7:00 PM
Site: Ely Stadium

| SEHS | Score | PER |
|------------|--------------------------|--------------------|
| Neutral | | Away |
| 40 | | 24 |
| 18 | First Downs | 17 |
| 61 | Total Plays | 74 |
| 374/6.1 | Total Offensive(Yds/Avg) | 239/3.2 |
| 3/0 | Turnovers (Fum/Int) | 1/3 |
| 35/156/4.5 | Rushing | 38/119/3.1 |
| 4 | Rushes / Yds / Avg | Touchdowns |
| | Touchdowns | 1 |
| 218/12.1 | Passing | 120/10.9 |
| 18/26/69% | Yards / Avg | Att / Comp / % |
| 2 | Touchdowns | 11/36/31% |
| | Touchdowns | 1 |
| 2/37.0/40 | Punts | Kicks / Avg / Long |
| | Returns | 3/36.3/41 |
| 1/0.0/0 | Total / Avg / Long | 0/0.0/0 |
| 0 | Touchdowns | 0 |
| 6/53.2/1 | Kickoffs | Kicks / Avg / TBs |
| | Returns | 5/47.8/2 |
| 2/12.0/23 | Total / Avg / Long | 5/15.0/18 |
| 0 | Touchdowns | 0 |
| 2 - 6 | Sacks - TFL | 0 - 6 |
| 9 - 92 | Penalties - Yds | 3 - 20 |
| 23:23 | Time of Possession | 24:37 |

| SEHS | Defense | TKI | Sck | TFL |
|------|----------|-----|-----|-----|
| 5 | Wahl | 19 | 0 | 0 |
| 32 | Gregory | 18 | 0 | 0 |
| 45 | Peterson | 16 | 0 | 1 |
| 4 | Buchanan | 10 | 1 | 1 |
| 54 | Woods | 10 | 0 | 2 |
| 43 | Eaton | 7 | 0 | 0 |
| 47 | Crocker | 7 | 1 | 2 |
| 34 | Fee | 6 | 0 | 1 |
| 7 | Addison | 6 | 0 | 0 |
| 11 | German | 6 | 0 | 0 |
| 33 | Nemeth | 5 | 0 | 0 |
| 13 | Thomas | 4 | 0 | 0 |
| 26 | Paulozzi | 3 | 0 | 0 |
| 58 | Dabney | 3 | 0 | 1 |
| 30 | Tarry | 3 | 0 | 0 |
| 14 | Moore | 2 | 0 | 0 |
| 17 | Seder | 2 | 0 | 0 |
| 39 | Shultz | 2 | 0 | 0 |
| 21 | Boone | 1 | 0 | 0 |
| 36 | Ardito | 1 | 0 | 0 |
| 96 | Campbell | 1 | 0 | 0 |

| PER | Defense | TKI-Sack-TFL |
|-----|------------|--------------|
| 29 | Kies | 3-0-2 |
| 20 | Butterfiel | 2-0-1.5 |
| 4 | Mefferd | 1-0-1 |
| 32 | Seney | 1-0-1 |
| 45 | Walkosky | 1-0-0.5 |
| 3 | Swanson | 0-0-0 |
| 8 | Cooper | 0-0-0 |
| 15 | Blubaugh | 0-0-0 |

Individual Leaders

| SEHS | Passing | Att-Comp | % | Yds | Avg | Long | TD |
|--------|----------------|----------|-----|-----|------|------|----|
| Player | | | | | | | |
| 12 | Thomas Csanyi | 18-24 | 75% | 218 | 12.1 | 55 | 2 |
| 11 | Langston Lucas | 0-2 | 0% | 0 | 0 | 0 | 0 |

| PER | Passing | Att-Comp | % | Yds | Avg | Long | TD |
|--------|---------------|----------|-----|-----|------|------|----|
| Player | | | | | | | |
| 5 | Josh Takats | 8-26 | 31% | 95 | 11.9 | 16 | 1 |
| 10 | Brady Maxwell | 3-10 | 30% | 25 | 8.3 | 10 | 0 |

| Player | Tot | Yds | Avg | Long | TD | |
|--------|-----------------|-----|-----|------|----|---|
| 43 | Bradley Eaton | 11 | 82 | 7.5 | 49 | 2 |
| 12 | Thomas Csanyi | 7 | 41 | 5.9 | 23 | 0 |
| 32 | Nate Gregory | 6 | 31 | 5.2 | 20 | 2 |
| 26 | Tyrese Buchanan | 5 | 11 | 2.2 | 6 | 0 |
| 0 | Team | 3 | -18 | -6.0 | 0 | 0 |
| 24 | Anthony Camargo | 1 | 5 | 5.0 | 5 | 0 |
| 19 | Joe Saffold | 1 | 1 | 3.0 | 1 | 0 |

| Player | Tot | Yds | Avg | Long | TD | |
|--------|-----------------|-----|-----|------|----|---|
| 10 | Brady Maxwell | 13 | 52 | 4.0 | 19 | 0 |
| 30 | Carson Pershing | 9 | 43 | 4.8 | 10 | 1 |
| 24 | Nico Walkosky | 4 | 1 | 0.25 | 2 | 0 |
| 5 | Josh Takats | 3 | 12 | 4 | 6 | 0 |
| 4 | Braxton Mefferd | 1 | 1 | 1 | 1 | 0 |

| Player | Tot | Yds | Avg | Long | TD | |
|--------|-----------------|-----|-----|------|----|---|
| 1 | Luke Hess | 9 | 92 | 10.2 | 20 | 1 |
| 19 | Joe Saffold | 4 | 89 | 22.3 | 55 | 1 |
| 82 | Ryan Mikovsky | 2 | 16 | 8.0 | 12 | 0 |
| 26 | Tyrese Buchanan | 2 | 12 | 6.0 | 8 | 0 |
| 6 | Mason Sak | 1 | 9 | 9.0 | 9 | 0 |
| 43 | Bradley Eaton | 0 | 0 | 0 | 0 | 0 |
| 88 | Noah Ratchford | 0 | 0 | 0 | 0 | 0 |
| 0 | Team | 0 | 0 | 0 | 0 | 0 |

| Player | Tot | Yds | Avg | Long | TD | |
|--------|-----------------|-----|-----|------|----|---|
| 2 | Dominick Woods | 4 | 35 | 8.8 | 12 | 0 |
| 84 | Tivan Bennett | 3 | 38 | 12.7 | 16 | 0 |
| 4 | Braxton Mefferd | 2 | 15 | 7.5 | 10 | 0 |
| 6 | Jd Zeeb | 1 | 16 | 16.0 | 16 | 0 |
| 9 | Iain Hall | 1 | 16 | 16.0 | 16 | 1 |

| Player | Made | Att | FG |
|--------|--------------|-----|----|
| 40 | Kellen Moyer | 4 | 6 |

| Player | Made | Att | FG |
|--------|-------------------|-----|----|
| 25 | Brayden Heitmeyer | 1 | 1 |

| Player | Tot | Yd | Avg | Long | I20 |
|--------|--------------|----|-----|------|-----|
| 40 | Kellen Moyer | 2 | 74 | 37.0 | 40 |

| Player | Tot | Yd | Avg | Long | TD |
|--------|-----------------|----|-----|------|----|
| 4 | Braxton Mefferd | 2 | 68 | 34.0 | 34 |
| 5 | Josh Takats | 1 | 41 | 41.0 | 41 |

ST. EDWARD EAGLES

2024 VARSITY FOOTBALL

STATE CHAMPIONS 2010 | 2014 | 2015 | 2018 | 2021 | 2022 | 2023



| # | Name | Ht | Wt | Pos | Yr |
|----|--------------------|------|-----|-----|----|
| 1 | Luke Hess | 6'0 | 170 | WR | 12 |
| 2 | Brandon White | 5'8 | 190 | RB | 11 |
| 2 | Antonio Robinson | 5'8 | 175 | RB | 10 |
| 3 | Nick Variiglotti | 5'10 | 155 | DB | 12 |
| 3 | Dacien Williams | 5'7 | 136 | WR | 10 |
| 4 | Aydin Buchanan | 5'11 | 190 | DB | 12 |
| 4 | Will Addington | 5'11 | 170 | QB | 10 |
| 5 | Behlen Waugh | 6'0 | 210 | LB | 12 |
| 6 | Mason Sak | 6'0 | 180 | WR | 12 |
| 6 | Jack Abraham | 5'10 | 180 | QB | 10 |
| 7 | Triston Addison | 5'9 | 170 | DB | 12 |
| 8 | Zach Hackleman | 6'1 | 170 | WR | 11 |
| 8 | Jayvon Woods | 5'6 | 160 | RB | 12 |
| 9 | Caden Yondo | 6'1 | 200 | QB | 11 |
| 9 | Brody Costin | 6'2 | 170 | WR | 10 |
| 10 | Jonny Evanchick | 6'0 | 170 | QB | 11 |
| 11 | Yon German | 6'0 | 215 | DL | 12 |
| 11 | Langston Lucas | 6'0 | 190 | QB | 10 |
| 12 | Thomas Csanyi | 6'2 | 190 | QB | 12 |
| 12 | Nicholas Bradley | 5'6 | 160 | DB | 10 |
| 13 | Brayden Thomas | 6'0 | 165 | DB | 11 |
| 13 | Joe D'Ambrosia III | 5'11 | 155 | QB | 10 |
| 14 | Brodon Moore | 5'10 | 190 | DB | 11 |
| 14 | CJ Campbell | 5'9 | 157 | DB | 10 |
| 15 | Jimmy Conway | 5'7 | 140 | WR | 11 |
| 15 | Micah Williams | 6'0 | 160 | DB | 10 |
| 16 | Zymir Knox | 6'3 | 190 | WR | 11 |
| 16 | Corbin Herniman | 6'0 | 160 | LB | 10 |
| 17 | Jamal Seder | 6'0 | 190 | DB | 12 |
| 17 | Jayden Sinkovic | 5'9 | 165 | DB | 10 |
| 18 | Braylen Adams | 6'1 | 170 | DB | 11 |
| 18 | Casey Kelley | 6'5 | 170 | WR | 10 |
| 19 | Joe Saffold | 6'0 | 175 | WR | 11 |
| 19 | Brayden Zart | 5'8 | 159 | WR | 10 |
| 20 | John Filippou | 5'8 | 165 | RB | 12 |
| 21 | Makhi Boone | 6'0 | 165 | DB | 11 |
| 21 | BranDon Gay | 6'0 | 160 | DB | 10 |
| 22 | Kheyden King | 5'10 | 205 | LB | 12 |
| 23 | Diondre Taylor | 6'1 | 265 | DL | 11 |
| 23 | Owen Scanlon | 5'7 | 190 | LB | 10 |
| 24 | Anthony Camargo | 5'9 | 165 | RB | 12 |
| 24 | John Troy | 6'0 | 175 | LB | 10 |
| 25 | Robert Mcdougald | 6'0 | 175 | DB | 11 |
| 25 | Colin Tedesco | 5'9 | 165 | RB | 10 |
| 26 | Tyrese Buchanan | 5'10 | 175 | RB | 11 |
| 26 | BP Paulozzi | 6'3 | 215 | DL | 10 |
| 27 | Angel Hillsman | 6'0 | 190 | TE | 12 |
| 27 | Max Cintron | 5'4 | 142 | RB | 10 |
| 28 | Braden Mihal | 5'9 | 145 | DB | 11 |
| 29 | Alex Mezquita | 6'0 | 145 | DB | 11 |
| 29 | Gavin Dubinsky | 5'9 | 192 | DL | 10 |
| 30 | Anthony Fiala | 6'0 | 200 | LB | 11 |
| 30 | Sherrod Thompson | 5'7 | 150 | LB | 10 |

| # | Name | Ht | Wt | Pos | Yr |
|----|-------------------|------|-----|-------|----|
| 31 | Nick Christman | 6'0 | 220 | DL | 11 |
| 31 | Aaron Anderson | 5'7 | 145 | RB | 10 |
| 32 | Nate Gregory | 6'0 | 230 | LB/RB | 12 |
| 32 | Garrett Andexler | 5'7 | 152 | DB | 10 |
| 33 | Joseph Nemeth | 5'9 | 195 | LB | 12 |
| 33 | Luke Andrachik | 5'11 | 150 | K/P | 10 |
| 34 | Colton Fee | 6'0 | 220 | DL | 12 |
| 35 | Calan Tarry | 5'8 | 170 | DB | 11 |
| 35 | Rowan Kelley | 5'9 | 165 | DB | 10 |
| 36 | Luke Ardito | 5'11 | 210 | DL | 10 |
| 38 | Gabriel Martinez | 5'10 | 200 | LB | 10 |
| 38 | PJ Barkley | 6'3 | 195 | K | 12 |
| 39 | Brendan Shultz | 6'3 | 230 | DL | 11 |
| 40 | Kellen Moyer | 5'11 | 185 | K | 12 |
| 41 | Kirollos Youssef | 6'0 | 190 | DL | 12 |
| 42 | Josh Webber | 5'10 | 165 | DB | 10 |
| 42 | Nick Gabor | 5'10 | 205 | DL | 11 |
| 43 | Bradley Eaton | 5'9 | 170 | DB/RB | 12 |
| 44 | Gaetano Greco | 5'10 | 187 | LB | 10 |
| 44 | Hunter Elliott | 6'0 | 175 | LB | 12 |
| 45 | Aiden Peterson | 6'0 | 200 | LB | 11 |
| 46 | Gavin Hallett | 5'10 | 160 | LB | 10 |
| 47 | Colin Crocker | 6'2 | 220 | DL | 11 |
| 48 | Landon Lehmer | 5'11 | 180 | DB | 10 |
| 54 | Jaden Woods | 6'0 | 275 | DL | 12 |
| 56 | Jaemir Golston | 5'6 | 193 | LB | 10 |
| 57 | Jimmy Biondi | 5'7 | 245 | OL | 10 |
| 58 | Alec Dabney | 5'11 | 235 | OL/DL | 12 |
| 68 | Ben Dawson | 6'1 | 225 | DL | 10 |
| 70 | Mason Wilhelm | 6'4 | 290 | OL | 11 |
| 70 | Connor Morris | 6'2 | 235 | OL | 10 |
| 71 | Jahmal Menefield | 6'0 | 305 | OL | 11 |
| 71 | Brody Kincaid | 6'4 | 225 | OL | 10 |
| 73 | Jameson Mathers | 6'1 | 250 | OL | 11 |
| 74 | Archer Soltis | 6'2 | 300 | OL | 12 |
| 75 | Landon Walkem | 6'2 | 315 | OL | 10 |
| 76 | Sawyer Prementine | 6'3 | 290 | OL | 12 |
| 76 | Ryan Flanagan | 5'11 | 280 | OL | 10 |
| 78 | Bryce Richardson | 6'0 | 230 | OL | 11 |
| 78 | Xavier Krzak | 6'4 | 290 | OL | 10 |
| 79 | Jack Marquard | 6'5 | 265 | OL | 10 |
| 80 | Quinn Kelley | 6'2 | 160 | WR | 12 |
| 81 | Owen Murtaugh | 6'3 | 180 | TE | 11 |
| 81 | Oliver Sito | 6'4 | 200 | TE | 10 |
| 82 | Ryan Mikovsky | 6'0 | 170 | WR | 11 |
| 83 | Jonah Koopman | 6'3 | 180 | WR | 11 |
| 83 | Abdur Kazmi | 6'0 | 145 | WR | 10 |
| 84 | James ODonnell | 5'10 | 145 | WR | 11 |
| 88 | Noah Ratchford | 6'0 | 175 | WR | 11 |
| 91 | Nick DellaMea | 5'10 | 195 | DL | 10 |
| 96 | Rohan Campbell | 6'0 | 350 | DL | 11 |
| 99 | Ray Jenne | 5'10 | 230 | DL | 12 |
| 99 | Aaron Smith | 6'4 | 220 | DL | 10 |

Head Coach: Tom Lombardo | **Defensive Coordinator:** Pete Pappas | **Assistant Coaches:** Tom Becks '77, Bob Conroy, Dan Corcoran '07, Dillon Franciscus '19, T.J Gallagher '06, Ben Lavisky '20, Joe Petraioulo, Jeff Pietrowski '20, Bill Rockwell, Dan Scanlon '95, Brad Staples '10, Norm Stickney, Matt Wilhelm, Adam Williams '14 | **Equipment Manager:** Liam McIlwee '21 | **Student Managers:** Nathan Andrist '26, Michael Hartfrant '26 | **Director of Strength and Conditioning:** Auggie Promersberger | **Assistant Strength Coaches:** Derek Dernier, Shane Barker '21 | **Trainers:** Brandon Bartlome, Brian Warner | **Physical Therapist:**

2024 Mentor Cardinals Statistics

Passing

| # | Name | GP | C | Att | Yds | C% | Avg | Y/G | TD | TD/G | Int | Lng | QB Rate |
|---------------|-------|-----------|------------|------------|-------------|--------------|-------------|--------------|-----------|------------|----------|-----------|--------------|
| 15 | fox | 13 | 174 | 264 | 2638 | 0.659 | 15.2 | 202.9 | 33 | 2.5 | 7 | 79 | 127.2 |
| 13 | jones | 5 | 2 | 3 | 24 | 0.667 | 12 | 4.8 | 1 | 0.2 | 0 | 14 | 130.6 |
| Totals | | 13 | 176 | 267 | 2662 | 0.659 | 15.1 | 204.8 | 34 | 2.6 | 7 | 79 | 127.2 |

| # | Rushing | GP | Car | Yds | Avg | Y/G | Lng | 100+ | TD |
|---------------|--------------|-----------|------------|-------------|------------|--------------|-----------|-----------|-----------|
| 25 | Farley | 13 | 217 | 1782 | 8.2 | 137.1 | 78 | 11 | 22 |
| 20 | Burns | 13 | 76 | 345 | 4.5 | 26.5 | 48 | 0 | 5 |
| 15 | Fox | 13 | 45 | 286 | 6.4 | 22 | 59 | 0 | 6 |
| 3 | Sierputowski | 9 | 1 | 42 | 4.7 | 4.7 | 42 | 0 | 0 |
| 4 | Cerny | 13 | 1 | 25 | 2.5 | 1.9 | 25 | 0 | 0 |
| 16 | Vanhuss | 13 | 3 | 16 | 5.3 | 1.2 | 13 | 0 | 0 |
| 30 | Orsog | 3 | 6 | 14 | 2.3 | 4.7 | 6 | 0 | 0 |
| 32 | Sullivan | 5 | 7 | 8 | 1.1 | 1.6 | 6 | 0 | 0 |
| 1 | Hodge | 12 | 6 | 5 | 0.8 | 0.4 | 6 | 0 | 1 |
| 31 | Perno | 3 | 3 | 4 | 1.3 | 1.3 | 2 | 0 | 0 |
| 55 | Nocera | 3 | 1 | 1 | 1 | 0.3 | 1 | 0 | 1 |
| 48 | Littlejohn | 3 | 5 | 1 | 0.2 | 0.3 | 6 | 0 | 0 |
| 13 | Jones | 5 | 7 | -10 | -1.4 | -2 | 3 | 0 | 0 |
| 45 | Harold | 2 | 1 | -2 | -2 | -1 | 0 | 0 | 0 |
| Totals | | 13 | 379 | 2517 | 6.6 | 193.6 | 78 | 11 | 35 |

| # | Receptions | GP | Rec | Yds | Avg | Y/G | Lng | TD |
|---------------|--------------|-----------|------------|-------------|-------------|--------------|-----------|-----------|
| 1 | Hodge | 12 | 51 | 913 | 17.9 | 76.1 | 79 | 9 |
| 16 | Vanhuss | 13 | 37 | 743 | 20.1 | 57.2 | 62 | 11 |
| 4 | Cerny | 13 | 31 | 321 | 10.4 | 24.7 | 27 | 2 |
| 3 | Sierputowski | 9 | 21 | 318 | 15.1 | 35.3 | 59 | 6 |
| 25 | Farley | 13 | 24 | 249 | 10.4 | 19.2 | 58 | 4 |
| 20 | Burns | 13 | 4 | 57 | 14.3 | 4.4 | 36 | 1 |
| 10 | Baron | 5 | 5 | 43 | 8.6 | 8.6 | 22 | 1 |
| 14 | Trivisonno | 1 | 3 | 18 | 6 | 18 | 12 | 0 |
| Totals | | 13 | 176 | 2662 | 15.1 | 204.8 | 79 | 34 |

| # | Kickoffs | GP | KO | Yds | TB |
|----------------------|-----------|-----------|-----------|----------|----------|
| 39 | D. Tacket | 13 | 90 | 0 | 8 |
| Season Totals | | 13 | 90 | 0 | 8 |

| # | Punts | GP | P | Yds | Avg | Lng | In 20 |
|----------------------|-----------------|-----------|-----------|------------|-------------|-----------|----------|
| 15 | S. Fox | 13 | 11 | 348 | 31.6 | 43 | 3 |
| 18 | S. Cornacchione | 2 | 2 | 58 | 29 | 31 | 0 |
| 26 | J. Brown | 3 | 6 | 180 | 30 | 39 | 3 |
| 28 | L. Berwald | 1 | 1 | 39 | 39 | 39 | 1 |
| Season Totals | | 13 | 20 | 625 | 31.3 | 43 | 7 |

| # | KO Returns | GP | KO Rets | Yds | Avg | Lng |
|----------------------|-----------------|-----------|-----------|------------|-------------|-----------|
| 3 | M. Sierputowski | 9 | 5 | 167 | 33.4 | 70 |
| 4 | G. Cerny | 13 | 2 | 33 | 16.5 | 22 |
| 6 | J. Weigel | 13 | 1 | 2 | 2 | 2 |
| 20 | D. Burns | 13 | 19 | 353 | 18.6 | 67 |
| 45 | P. Harrold | 2 | 1 | 39 | 39 | 39 |
| Season Totals | | 13 | 28 | 594 | 21.2 | 70 |

| # | Punt Returns | GP | P Rets | Yds | Avg | Lng | FC |
|----------------------|-----------------|-----------|-----------|------------|------------|-----------|----------|
| 1 | J. Hodge | 12 | 9 | 99 | 11 | 46 | 0 |
| 3 | M. Sierputowski | 9 | 6 | 45 | 7.5 | 17 | 0 |
| 4 | G. Cerny | 13 | 8 | 27 | 3.4 | 8 | 0 |
| Season Totals | | 13 | 23 | 171 | 7.4 | 46 | 0 |

PATs and Field Goals

| # | Name | GP | PAT | Att | % | FG | Att | % | Lng | Tot Pts |
|---------------|------------|-----------|-----------|-----------|-------------|----------|-----------|-------------|-----------|-----------|
| 39 | D. Tackett | 13 | 61 | 67 | 0.90 | 6 | 11 | 0.50 | 42 | 79 |
| Totals | | 13 | 61 | 67 | 0.90 | 6 | 11 | 0.50 | 42 | 79 |

| | Mentor | Opponent |
|----------------------|---------|----------|
| Total yds | 5,154 | 3,386 |
| Passing yards | 2,662 | 1,443 |
| Passing /game | 204.77 | 111 |
| Pass completion % | 65.92% | 45.08% |
| Passing TDs | 34 | 8 |
| Rushing yards | 2,492 | 1,943 |
| Rushing /game | 191.7 | 149.5 |
| Rush plays/average | 385/6.5 | 441/4.4 |
| Rushing TDs | 35 | 13 |
| 3rd Down Conversions | 55.60% | 37.10% |
| 4th Down Conversion | 50% | 26.50% |
| First Downs | 237 | 168 |
| Turnovers | 15 | 25 |
| Sacks | 22 | 4 |

| # | Name | GP | Sacks |
|----------------------|------------------|-----------|-----------|
| 5 | C. Clair(Sr) | 13 | 1 |
| 6 | J. Weigel(Sr) | 13 | 2 |
| 8 | S. Barninger(Sr) | 12 | 7 |
| 29 | C. Wolk(Jr) | 5 | 2 |
| 55 | L. Nocera(Sr) | 3 | 1 |
| 91 | L. Mitchell(Jr) | 11 | 2 |
| 95 | L. Holland(Jr) | 5 | 1 |
| 98 | J. Solis(Sr) | 10 | 2 |
| Season Totals | | 13 | 18 |

| # | Int/Fumbles | GP | Int | Fmb Rec | Caus |
|---------------|--------------|-----------|-----------|-----------|----------|
| 2 | G. Briggs | 13 | 3 | 0 | 0 |
| 5 | C. Clair | 13 | 0 | 4 | 0 |
| 6 | J. Weigel | 13 | 0 | 0 | 2 |
| 7 | X. Dunn | 13 | 3 | 0 | 1 |
| 8 | S. Barninger | 12 | 0 | 1 | 1 |
| 11 | B. Schenk | 11 | 2 | 1 | 1 |
| 17 | C. Taylor | 13 | 2 | 1 | 0 |
| 21 | S. Masiello | 3 | 0 | 1 | 0 |
| 22 | D. Morgan | 5 | 0 | 1 | 0 |
| 24 | T. Stapleton | 13 | 1 | 1 | 0 |
| 43 | M. Ruffing | 2 | 0 | 0 | 2 |
| 56 | A. Bradley | 3 | 1 | 0 | 0 |
| 94 | C. Coleman | 13 | 1 | 0 | 0 |
| 98 | J. Solis | 10 | 0 | 1 | 0 |
| Totals | | 13 | 13 | 11 | 7 |

| # | Tackles | GP | Solo | Asst | Tot Tckls | TFL |
|----------------------|-----------------|-----------|------------|------------|------------|-----------|
| 2 | G. Briggs(Sr) | 13 | 41 | 17 | 58 | 1 |
| 5 | C. Clair(Sr) | 13 | 72 | 33 | 105 | 8 |
| 6 | J. Weigel(Sr) | 13 | 65 | 23 | 88 | 10 |
| 7 | X. Dunn(Jr) | 13 | 27 | 11 | 38 | 1 |
| 8 | S. Barninger | 12 | 70 | 37 | 107 | 13 |
| 9 | T. Hill(Sr) | 5 | 1 | 6 | 7 | 0 |
| 11 | B. Schenk(Jr) | 11 | 41 | 22 | 63 | 3 |
| 17 | C. Taylor(Sr) | 13 | 43 | 26 | 69 | 2 |
| 19 | J. Findak(Jr) | 1 | 1 | 0 | 1 | 0 |
| 21 | S. Masiello | 3 | 4 | 0 | 4 | 0 |
| 22 | D. Morgan(Jr) | 5 | 6 | 3 | 9 | 1 |
| 24 | T. Stapleton | 13 | 33 | 12 | 45 | 0 |
| 26 | J. Brown(Jr) | 3 | 0 | 1 | 1 | 0 |
| 29 | C. Wolk(Jr) | 5 | 13 | 7 | 20 | 4 |
| 34 | J. Callahan | 3 | 2 | 1 | 3 | 0 |
| 43 | M. Ruffing(Jr) | 2 | 4 | 1 | 5 | 1 |
| 49 | T. Elly(Sr) | 5 | 7 | 5 | 12 | 2 |
| 55 | L. Nocera(Sr) | 3 | 1 | 1 | 2 | 1 |
| 56 | A. Bradley(Jr) | 3 | 0 | 2 | 2 | 0 |
| 58 | T. Goins(So) | 1 | 0 | 1 | 1 | 0 |
| 65 | J. Lisachenko | 1 | 0 | 1 | 1 | 0 |
| 86 | J. Schultz(So) | 1 | 0 | 1 | 1 | 0 |
| 91 | L. Mitchell(Jr) | 11 | 15 | 10 | 25 | 2 |
| 92 | S. Stark(Jr) | 1 | 1 | 0 | 1 | 0 |
| 94 | C. Coleman | 13 | 32 | 22 | 54 | 7 |
| 95 | L. Holland(Jr) | 5 | 6 | 7 | 13 | 2 |
| 97 | K. Hamilton | 1 | 1 | 0 | 1 | 0 |
| 98 | J. Solis(Sr) | 10 | 37 | 18 | 55 | 7 |
| Season Totals | | 13 | 523 | 268 | 791 | 65 |

2024 Mentor Cardinals Roster

| No. | Name | Pos | Ht | Wt | Yr | No. | Name | Pos | Ht | Wt | Yr |
|-----|---------------------|------|-------|-----|-----|-----|----------------------|-----|-------|-----|-----|
| 1 | JUSTEN HODGE | WR | 6'1" | 190 | Jr. | 46 | ALEJANDRO ORTIZ | K | 5'8" | 145 | So. |
| 2 | GAVIN BRIGGS | DB | 6'0" | 180 | Sr. | 47 | SAM SALCIUS | LB | 5'10" | 145 | So. |
| 3 | MARCUS SIERPUTOWSKI | WR | 6'0" | 170 | Sr. | 48 | BRAYLEN LITTLEJOHN | RB | 5'5" | 170 | So. |
| 4 | GRANT CERNY | WR | 6'1" | 170 | Sr. | 50 | TIM ELLY | OL | 6'0" | 225 | Sr. |
| 5 | CAIDEN CLAIR | LB | 5'10" | 195 | Sr. | 51 | JOJO LODUCA | OL | 6'3" | 275 | Jr. |
| 6 | JOEY WEIGEL | LB | 5'9" | 200 | Sr. | 52 | JOHN MOREK | LB | 5'10" | 165 | So. |
| 7 | XAYVION DUNN | DB | 6'1" | 170 | Jr. | 53 | CHARLIE BRUNKALA | LB | 6'0" | 175 | So. |
| 8 | SPENCER BARNINGER | LB | 6'1" | 210 | Sr. | 54 | HAYDEN OVERALL | OL | 5'9" | 260 | So. |
| 9 | TREY HILL | LB | 6'2" | 195 | Sr. | 55 | LOGAN NOCERA | DL | 5'10" | 230 | Sr. |
| 10 | DOMINIC BARONI | QB | 6'2" | 185 | Sr. | 56 | AMARI BRADLEY | DL | 5'11" | 240 | Jr. |
| 11 | BEN SCHENK | LB | 6'0" | 195 | Jr. | 58 | TYSHAWN GOINS | LB | 5'6" | 180 | So. |
| 12 | TRISTAN SWEIGERT | WR | 5'10" | 170 | Jr. | 59 | BERK DEMIRCI | OL | 6'1" | 245 | Sr. |
| 13 | BROGAN JONES | QB | 6'3" | 170 | So. | 60 | NOAH CONLEY | OL | 6'2" | 205 | Sr. |
| 14 | BRADY TRIVISONNO | WR | 6'1" | 175 | Jr. | 61 | GABE LASPINA | OL | 6'1" | 230 | Jr. |
| 15 | SCOTTY FOX | QB | 6'2" | 215 | Sr. | 62 | JACK KIEPURA | OL | 5'11" | 240 | Jr. |
| 16 | AUSTIN VANHUSS | WR | 6'2" | 185 | Sr. | 63 | BEN MCWILLIAMS | OL | 5'10" | 215 | Sr. |
| 17 | CAMRON TAYLOR | DB | 5'11" | 170 | Sr. | 65 | JACK LISACHENKO | LB | 5'10" | 160 | So. |
| 18 | SAM CORNACCHIONE | WR | 5'8" | 155 | Sr. | 66 | IMMANUEL CARTER | OL | 6'1" | 290 | Jr. |
| 19 | JAMES FINDAK | DB | 5'11" | 170 | Jr. | 67 | MIKE YATES | OL | 6'0" | 220 | Jr. |
| 20 | DOMINIC BURNS | RB | 5'9" | 160 | Jr. | 70 | LANDRY BREDE | OL | 6'6" | 285 | Jr. |
| 21 | SAL MASIELLO | DB | 5'11" | 150 | Sr. | 71 | ROCCO FIORE | OL | 6'3" | 250 | So. |
| 22 | DREW MORGAN | DB | 5'11" | 175 | Jr. | 75 | GIBRIL MCLENDON | OL | 6'3" | 265 | Jr. |
| 23 | ADRIAN JERKOVIC | WR | 5'10" | 165 | Jr. | 77 | NICK GRANO | OL | 6'1" | 225 | So. |
| 24 | TYLER STAPLETON | DB | 6'0" | 150 | Sr. | 78 | COLIN PRICHARD | OL | 6'5" | 245 | Jr. |
| 25 | JACKSON FARLEY | RB | 5'9" | 180 | Jr. | 79 | MICHAEL COLE | DL | 6'3" | 240 | So. |
| 26 | JACOB BROWN | DB/P | 6'0" | 165 | Jr. | 80 | LIAM COFER | WR | 5'11" | 160 | Sr. |
| 27 | LUIS TORRES | RB | 5'9" | 160 | Jr. | 81 | SEBASTIAN BARTULOVIC | WR | 5'11" | 145 | So. |
| 28 | LOGAN BERWALD | DB | 5'10" | 160 | So. | 82 | AIDAN GVORA | WR | 5'10" | 145 | So. |
| 29 | CARSON WOLK | LB | 6'2" | 220 | Jr. | 83 | CHARLES HENRY | WR | 5'7" | 145 | Jr. |
| 30 | RYAN ORSOG | RB | 5'10" | 175 | So. | 84 | TYLER MCCOY | WR | 5'10" | 160 | Jr. |
| 31 | AIDEN PERNO | RB | 5'8" | 170 | So. | 85 | MARCUS CVETICHAN | WR | 5'10" | 160 | So. |
| 32 | NICK SULLIVAN | RB | 5'7" | 160 | Jr. | 86 | JACKSEN SCHULTZ | WR | 5'10" | 160 | So. |
| 33 | COLTEN POLLOCK | LB | 5'9" | 140 | So. | 87 | JOHN GAZZUOLO | WR | 5'10" | 170 | Jr. |
| 34 | JAXON CALLAHAN | LB | 6'0" | 195 | So. | 88 | JOSHUA SWOOPE | WR | 6'1" | 160 | Jr. |
| 35 | CARSON SKELLY | LB | 5'11" | 180 | Jr. | 89 | COLIN BOHINC | WR | 6'0" | 170 | So. |
| 36 | CAM HOUSTON | DB | 6'2" | 185 | So. | 90 | KRISTIAN TAS | DL | 5'8" | 195 | So. |
| 37 | JACOB TORTORICE | DB | 5'7" | 135 | So. | 91 | LOGAN MITCHELL | DL | 6'0" | 230 | Jr. |
| 38 | BRAD BISCHOF | LB | 6'2" | 180 | Jr. | 92 | SANTINO STARK | DL | 6'2" | 220 | Jr. |
| 39 | DYLAN TACKETT | K | 5'11" | 205 | Sr. | 93 | GRADY HORTON | DL | 6'0" | 175 | So. |
| 40 | TONY PIAZZA | DB | 5'11" | 155 | So. | 94 | CHASE COLEMAN | DL | 6'0" | 245 | Jr. |
| 41 | GABE RICOTTA | LB | 6'0" | 155 | So. | 95 | LOGAN HOLLAND | DL | 6'1" | 240 | Jr. |
| 42 | RYLAN FLINT | DB | 5'8" | 140 | So. | 96 | GAVIN STOER | DL | 5'10" | 170 | So. |
| 43 | MICHAEL RUFFING | LB | 6'0" | 205 | Jr. | 97 | KENNY HAMILTON | DL | 6'3" | 245 | So. |
| 44 | LAVIN CARDOZA | DB | 5'9" | 155 | So. | 98 | JULIAN SOLIS | DL | 6'0" | 240 | Sr. |
| 45 | PHELAN HARROLD | WR | 6'1" | 170 | So. | 99 | DYLAN HENRY | DL | 6'0" | 160 | So. |