



ST. EDWARD EAGLES

2024 GAME NOTES



29 PLAYOFF APPEARANCES 13 REGIONAL TITLES 13X STATE SEMI-FINALIST
STATE CHAMPS 2010, 2014, 2015, 2018, 2021, 2022, 2023

2024 SCHEDULE / RESULTS

	Aug. 23, 7:00 p.m. @ Pickerington North Panther Stadium W 28-0 1-0
	Aug 31, 2:00 p.m. St. Joseph Prep (Pa.) First Federal Lakewood Stadium
	Sept. 7, 1:00 p.m. Boyle County (Ky.) First Federal Lakewood Stadium
	Sept. 14, 2:00 p.m. Cincinnati Elder First Federal Lakewood Stadium
	Sept. 20, 7:00 p.m. Massillon Washington First Federal Lakewood Stadium
	Sept. 28, 2:00 p.m. Glenville First Federal Lakewood Stadium
	Oct. 4, 7:00 p.m. @ St. Ignatius BW Tressel Field at George Finnie Stadium
	Oct. 12, 2:00 p.m. Football North (Canada) First Federal Lakewood Stadium
	Oct. 19, 4:00 p.m. @ Cincinnati Moeller West Claremont Stadium
	Oct. 26, 2:00 p.m. Akron Hoban First Federal Lakewood Stadium



WE ARE ST. ED'S

When referencing St. Edward Athletics,
PLEASE USE ST. EDWARD OR ST. ED'S.
Please refrain from using St. Edwards.

St. Edward Eagles



Vs
St Joseph's Prep
(Pa.) Hawks



- 2024 RECORD 1-0
- 2023 RECORD 15-1 OHSAA D1 State Champions
- 2022 RECORD 15-1 OHSAA D1 State Champions
- **2024 Rankings**
Cleveland.Com top 25 #1
Maxpreps #25
HSFBA #14
USA Today #20
- Last game: Beat Pickerington North 28-0
- Streak Won 12

- 2023 RECORD 13-1 PIAA State 6A Champs
- 2022 RECORD 12-1 PIAA State 6A Champs
- 2021 RECORD 11-3 PIAA State Runner Up
- **2024 Rankings**
Maxpreps #15
HSFBA #17
USA Today #15
- Last Game: Beat North Allegheny 45-23 PIAA State 6A Finals
- Streak Won 13

MATCHUP/HISTORY

This will be the first ever matchup between the two schools.

The Eagles are no strangers to playing teams from Pennsylvania.

In 2022, St. Edward defeated Pittsburgh Central Catholic 42-10 in Canton.

They are 29-5-1 against Keystone state teams.

St. Joe's Prep is ranked in the top 20 nationally and have won back to back titles in 2022 and 2023.

GAME INFORMATION

DateSat. Aug. 31

Kickoff Time.....2:00 P.M.

Location...First Federal Lakewood Stadium

Surface.....Field Turf

Internet ... Audio/Video

www.stedwardeagles.com

Eagles Sports Network

Adam Mendoza (Play-by-Play)

Larry Wolf (Analyst)

TV : Rock Entertainment Sports Network Ch. 22.1 (Live)

Rebroadcast Sunday at Noon : WUAB TV 43



ST. EDWARD EAGLES FOOTBALL

29 PLAYOFF APPEARANCES 13 REGIONAL TITLES 13X STATE SEMI-FINALIST

STATE CHAMPS 2010, 2014, 2015, 2018, 2021, 2022, 2023

Coaching Match-Ups

St. Edward High School
Tom Lombardo (10th Yr.) State
 Champs 2015, 2018, 2021, 2022, 2023
 2001 State Champs Lake Catholic



THE LOMBARDO FILE

YEAR	REG SEASON	PLAYOFFS	TOTAL
1999	8-2	0-1	8-3
2000	7-3	0-1	7-4
2001*	8-2	5-0	13-2
Lake Catholic	23-7	5-2	28-9
2007	6-4	N/A	6-4
2008	9-1	2-1	11-2
2009	6-4	0-1	6-5
2010	4-6	N/A	4-6
2011	6-4	0-1	6-5
2012	7-3	N/A	7-3
2013	10-0	3-1	13-1
2014	8-2	0-1	8-3
Highland	56-24	5-5	61-29
2015	9-1	5-0	14-1
2016	7-2	2-1	9-3
2017	9-1	1-1	10-2
2018	6-3	5-0	11-3
2019	9-1	2-1	11-2
2020	5-1	1-1	6-2
2021	9-1	6-0	15-1
2022	9-1	6-0	15-1
2023	9-1	6-0	15-1
2024	1-0	0-0	1-0
St. Edward	73-12	34-4	107-16
TOTAL	152-43	44-11	196-54

Tale of the Tape

St. Edward	2023	St. Joe's Prep
1-0	Record	13-1
28	Points Avg.	41.4
345	Total Offense Avg.	357.5
157	Rushing Avg.	188.3
188	Passing Avg.	169.2
0	Points Against Avg.	9.8
145	Total Defense Avg.	202.1
64	Rush Defense Avg.	87.0
81	Pass Defense Avg.	115.1

Series History

SERIES HISTORY: First Ever Meeting

Opponent at a Glance

8/31	A	St Edward (OH)
9/7	A	Erasmus Hall (NY)
9/13	N	TBD (TBD)
9/20	A	Good Counsel (MD)
9/27	H	Father Judge
10/5	A	La Salle College
10/11	A	Cardinal O'Hara
10/18	H	Roman Catholic
10/25	H	Bonner-Prendergast

St Joseph's Prep (Pa)
Tim Roken (6th season)

Record at St Joe's 44-7
 4 State Titles



ST. EDWARD EAGLES FOOTBALL

29 PLAYOFF APPEARANCES 13 REGIONAL TITLES 13X STATE SEMI-FINALIST

STATE CHAMPS 2010, 2014, 2015, 2018, 2021, 2022, 2023

GAME PREVIEW By Norm Weber

St. Joe's Prep out of Philly. Defending state big-school champs visits FFLS to take on three-time defending three-time state title St. Edward

LAKEWOOD -- St. Joe's Prep out of Philadelphia, the defending PIAA (equivalent of Division I in Ohio) State Champions in Pennsylvania visits town at 2 p.m. Saturday inside First Federal Lakewood Stadium to face the three-time defending big-school state champions St. Edward.

The Hawks (0-0) are loaded with Division I recruits.

Running back Isaiah West and Max Roy, a defensive tackle, both have committed to Ohio State.

The Philadelphia school has been a major pipeline to the Buckeyes. Marvin Harrison's brother, Jeff Harrison, is a freshman. Marvin Harrison, Jr. played at Ohio State and is now in the pros. Last season the Hawks sent two other players to attend Ohio State.

A total of five athletes have committed to Division One schools including left guard Kahlil Stewart (Syracuse), Linebacker Cam Smith (Penn State). The other linebacker, Anthony Sacca will attend Notre Dame. The Hawks also have a receiver with a Temple offer.

Since most starters are returning, films from last season and scrimmages from this were enough, so there is no game film on St. Joe's Prep this season.

"They have good athletes and good football players out there in that scrimmage," said St. Edward Head Coach Tom Lombardo. "Some of the numbers don't match up, so we had to do some extra research. Who's who? Exchanging numbers and rosters."

St. Edward's defense jumped out to a roaring start in week one in a 28-0 win against Pickerington North.

"Our defense played almost a perfect game," Lombardo said. "They had an explosive play at the end of the game, and they completed a couple good passes. We shut down their run game and limited their quarterback."

As is the case with all high school teams, it was week one.

"Some of that is game one with the Pick North offense," Lombardo said. "We had some ups and downs on offense, too. That's common for most high school teams in game one. They have a good game offensively without going offside."

Still the defense accomplished its weekly goal in swarming to the football.

"Our defense ran to the ball, gang tackled, and swarmed extremely well," the coach said. "It's what we emphasize, not what we coach. It showed up. I was proud of how many hats we had on the football."

They Eagles know Pick North from scrimmaging the Panthers three years in a row).

"We are now playing a team from which we have no clue," Coach said. "We never played them. We don't know much about them. We don't even know where they are really at. That creates a challenge."

St. Joe Prep is nationally ranked, and have ruled Pennsylvania's big school division winning six titles since 2016. They have also played in every state title game in that same time.

"Tradition speaks for itself," Lombardo said. "It's as good or better than ours over the last five years or so. Not only have they put out talent in the power four conferences but in the NFL."

The run-pass mix Friday might have been heavier on the pass, but it doesn't have to stay that way.

"We have all these stats and it's run, pass..." Coach said. "We don't look it like that. You have to take what that defense is giving you.

There were some inopportune penalties that hurt us most. We ran the ball decently. We got behind the chains. We had holding and offsides, and we had one time holding back to back. When you are second down and 30, it is tough. What do you call with this match? We were close to the Red Zone even without being in the Red Zone. We were inside the 35-yard line and shot ourselves in the foot."

This team is going to do it any way it needs to get done offensively.

"I don't see it as a matter of run or pass," he said. "We have had a dominant run game over the past few years, and we still do. And we still had some decent receivers over the past few years too. It gets overlooked because we are running the ball so well. We have an affective passing game that people don't realize."

Thomas Csanyi touchdown passes to three different receivers against North—Joe Saffold, Zach Hackleman and Mason Sak.

"They had players in the box and they are helping make tackles, but we'll be able to get behind th defense. It's simple. You have to execute it, protect it, throw it, and catch it. We did. Joe Saffold comes up with a fourth-down play," the coach added.

"We threw the ball in an eight-man coverage. The receiver made a good play. What's the alternative? You throw the ball away and they get the ball at the same spot. You have to throw the football or give it a try. Two of the interceptions were that's the way the game goes. I can't fault them for those. It was fourth and seven at the 35, too short for a punt and too long for a field goal," Lombardo concluded.

ST. EDWARD EAGLES FOOTBALL

29 PLAYOFF APPEARANCES 13 REGIONAL TITLES 13X STATE SEMI-FINALIST

STATE CHAMPS 2010, 2014, 2015, 2018, 2021, 2022, 2023

HOMECOOKING:

This will be the start a five game homestand for the Eagles.

St Ed's will host St Joes Prep (Pa.), Boyle County (Ky), Elder, Massillon and Glenville.

Home games will be Football North (Canada) and Archbishop Hoban. They will be on the road to St. Ignatius and Moeller

ST. ED'S VS PENNSYLVANIA:

The Eagles are 29-5-1 against teams from the Keystone State.

St. Ed's last played Pittsburgh Central Catholic in 2022.

St. Edward has won ten straight games against out of state opponents. They are 84-10-1 and have won 19 in a row.

Their last loss was 2018 against Cass Tech from Michigan.

NON OHIO OPPONENT:

St. Joes Prep (Pa.) will be the first of three out of state opponents for the Eagles.

Next week they will face Boyle County (Kentucky) and Football North (Canada)

TD STREAK:

The Eagles touchdown streak is at 24 games. St. Ed's 31 game TD streak was snapped in 2022 with a 6-0 win at Cincinnati Moeller.

ST. ED'S OPPONENTS:

Nine of the ten teams on the Eagles schedule in 2024 made the playoffs in Ohio or their home state.

Four Opponents won state titles in 2023:

Philadelphia St. Joe's (Pa.)
Boyle County (Kentucky)
Massillon, Ohio D2
Glenville Ohio D4

WEEK 1 RARITY:

Its been 37 years since the Eagles have shut out an opponent for a win in to open the season.

It was back in 1987 when they shutout Akron Garfield 20-0.

Another rarity took place 36 years ago in 1988 when St Ed's and Butler (Pa.) played to a scoreless tie.

EAGLE QUICKIE NOTES:

- Five players had double digit tackles lead by Aiden Peterson's 12 tackles
- Defense forced eight punts and held Pickerington North to 145 total offensive yards.
- Thomas Csanyi completed passes to five different receivers including three for touchdowns.
- Zack Hackleman led wideouts with 71 yards and Brandon White led the ground game with 90 yards.

St JOE'S PREP NOTES:

- Since 2016 the Hawks have won six state titles including two straight (16,18,19,20,22,23) since going into Class 6A (largest) They have played in every state title game (8) since then as well.
- Won two 4A titles 2013,2014
- First football season 1928 with a record of 703-43-39
- Member of the Philadelphia Catholic League. They have lost 1 PCL game in the last ten years.
- Last two seasons they have a record of 25-2. Those losses were in week one to Florida teams IMG and St Thomas Aquinas
- They will play teams from New York, Ohio and Maryland
- 17-2 on the road in their last five season
- Head Coach Tim Roken has won four state titles in six years. He was the QB coach in 2010 and Offensive Coordinator from 2011-2018
- College Recruits

Isaiah West: Ohio State
Maxwell Roy : Ohio State
Cameron Smith : Penn St.
Anthony Sacca : Notre Dame
Kahlil Stewart : Syracuse
Ramier Hardy : Temple

Alexander Haskel has Power 5 offers from Miami, Penn St. and Minnesota

Sophomore QB Charlie Foulke has offers from Georgia, Maryland and Pitt.

ST. EDWARD EAGLES FOOTBALL

29 PLAYOFF APPEARANCES 13 REGIONAL TITLES 13X STATE SEMI-FINALIST

STATE CHAMPS 2010, 2014, 2015, 2018, 2021, 2022, 2023

RETURNING AWARD WINNERS:

Nate Gregory: All-Ohio First Team
Brandon White: All-Ohio 2nd Team
Bradley Eaton: All-Ohio 2nd Team
Kellen Moyer: All-Ohio Honorable Mention
Zach Hackleman: All District Honorable Mention
Archer Soltis: All District Honorable Mention
Sawyer Premintine: All District Honorable Mention

COACHING MILESTONES:

Coach Tom Lombardo picked up his 100th win at St. Ed's vs Archbishop Hoban in week ten last season.
He picked up his 150th regular season career win vs. Moeller
Lombardo is four wins away from 200 career victories.

OPENING DAY:

The Eagles have a pretty good track record in week one games. Since football started at the school in the 1950's, they are 49-23-4.

St. Ed's is 6-4 when they open on the road. Their last opening season away game was in 2021 when they defeated Toledo Central Catholic

Since 2000, the Eagles are 20-5 in week one games. The only losses were to St. Xavier 2004, Strongsville in 2007 and Mentor in 2009, 2018 and 2019.



All of the Eagles Football games will be streamed over the Internet once again this season at StEdwardEagles.com.

St. Ed's has partnered with Fan Vu and Rock Entertainment Sports Network for games on TV and the internet this season.

Adam Mendoza is back for his 18th season as the "Voice of The Eagles" he will be joined in the booth this season by Larry Wolf



EAGLE COLLEGE COMMITS

Thomas Csanyi: Ashland Univ.
Nate Gregory : Coastal Carolina
Bradley Eaton : 14 D1 offers
Brandon White : 5 D1 offers
Sawyer Prementine: Ashland

EXPLOSIVE PLAYS:

Last week the Eagles had three plays that went for more than 20 yards.

All of them were passing touchdowns from Thomas Csanyi to Zack Hackleman (39 Yds), Joe Saffold (31 yds) and Mason Sak (40 yds).

Last season the Eagles had 75 plays over 20 yards. 23 of those plays went for touchdowns.

Fiver were made on kickoff or punt returns, while two were made on defense.

ST. EDWARD EAGLES FOOTBALL

29 PLAYOFF APPEARANCES 13 REGIONAL TITLES 13X STATE SEMI-FINALIST

STATE CHAMPS 2010, 2014, 2015, 2018, 2021, 2022, 2023


EAGLES BY THE NUMBERS 2024

Home	0-0	Away	1-0	Neutral	0-0
Natural grass	0-0	Field turf	0-0		
Night game	1-0	Day game	0-0		
Wearing Gold Jerseys			0-0		
Wearing White Jerseys			1-0		
Wearing Green Jerseys			0-0		
Wearing Black Jerseys			0-0		
Leading after 1st quarter			0-0		
Trailing after 1st quarter			0-0		
Tied after 1st quarter			1-0		
Leading at Halftime			1-0		
Trailing at Halftime			0-0		
Tied at Halftime			0-0		
Leading After Three Quarters			1-0		
Trailing After Three Quarters			0-0		
Tied after 3rd quarter			0-0		
<i>Leads In Time of Possession</i>			1-0		
<i>Trailing In Time of Possession</i>			0-0		
Winning the Turnover Margin			0-0		
Losing the Turnover Margin			1-0		
Turnover Margin Tied			0-0		
Score on First Possession			0-0		
Gaining More Yards Than Opponent			1-0		
Rushing 100+ Yards			1-0		
Passing 100+ Yards			1-0		
Passing 150+ Yards			1-0		
Passing 200+ Yards			0-0		
Opponent Under 100 Yards Rushing			1-0		
Opponent Under 100 Yards Passing			1-0		
Opponent Under 200 Yards Passing			1-0		
Scoring 19 points of less			0-0		
Scoring 20-29 points			1-0		
Scoring 30-39 points			0-0		
Scoring 40-49 points			0-0		
Largest Halftime lead	14 vs Pickerington North				
Largest Halftime deficit	N/A				
Playing After a Win			0-0		
Playing After a Loss			0-0		

EAGLES IN OVERTIME

The Eagles are 7-6 in overtime games since 1987. St. Ed's is 2-2 in OT playoff games and 5-4 in regular season OT games

2021 MOELLER DEFEATED ST. EDWARD	28-21 (1OT)
2019 MENTOR DEFEATED ST. EDWARD	36-35 (1 OT)
	(REGIONAL FINAL)
2016 ST. IGNATIUS DEFEATED ST EDWARD	38-31(1 OT)
2011 ST. EDWARD DEFEATED GLENVILLE	17-14 (1 OT)
2005 ST. EDWARD DEFEATED BENEDICTINE	41-38 (3 OT)
2003 ST. EDWARD DEFEATED MENTOR	13-10 (1 OT)
	(REGIONAL FINAL)
2003 WARREN HARDING DEFEATED ST. EDWARD	
	27-20 (1 OT)
2001 ST. EDWARD DEFEATED MAYFIELD	35-28 (2 OT)
	(REG QUARTER FINAL)
2001 ST. EDWARD DEFEATED ST. IGNATIUS	44-41 (1 OT)
1997 ELDER DEFEATED ST EDWARD	35-28 (3 OT)
1996 ST. EDWARD DEFEATED ST. IGNATIUS	12-9 (1 OT)
1993 ST. IGNATIUS DEFEATED ST EDWARD	35-34 (3 OT)
1989 ST. EDWARD DEFEATED LAKEWOOD	10-7 (1 OT)



St. Edward Vs. Non-Ohio Teams (84-10-1)

Vs. Pennsylvania	29-5-1	Vs. Florida	4-0	Vs. Maryland	9-0
Vs. Michigan	8-2	Vs. New York	2-0	Vs. Illinois	2-0
Vs. Washington DC	10-0	Vs. New Jersey	2-3	Vs. Virginia	1-0
Vs. Canada	10-0	Vs. Indiana	4-0	Vs. Colorado	1-0
Vs. Arkansas	1-0	Vs. Massachusetts	1-0		

YEAR	W / L	St. Ed's	TEAM / SCHOOL	OPP
1971	L	20	Erie (PA) McDowell	23
1972	W	41	Erie (PA) McDowell	14
1973	W	46	Erie (PA) McDowell	0
1976	W	14	Detroit (MI) St. Thomas Aquinas	12
1980	W	46	Erie (PA) Tech	7
1980	W	36	Susquehanna (PA)	7
1981	W	41	Erie (PA) Cathedral Prep	27
1982	L	8	Erie (PA) Cathedral Prep	30
1983	W	34	Detroit (MI) Brablec	7
1983	W	20	Gateway (PA)	14
1984	W	42	Erie (PA) Tech	0
1985	W	35	Erie (PA) Tech	0
1986	W	26	Erie (PA) Tech	7
1987	T	0	Butler (PA)	0
1988	L	10	Erie (PA) Cathedral Prep	14
1992	L	14	Erie (PA) Cathedral Prep	17
1993	W	31	Erie (PA) Cathedral Prep	21
1994	W	10	Erie (PA) Cathedral Prep	7
1995	W	67	Detroit (MI) Southwestern	6
1995	W	35	Washington (DC) F.W. Ballow	0
1995	W	17	Erie (PA) Cathedral Prep	7
1996	W	34	Erie (PA) Cathedral Prep	13
1996	W	34	Washington (DC) F.W. Ballow	0
1997	W	21	Erie (PA) Cathedral Prep	20
1997	W	55	Washington (DC) F.W. Ballow	8
1998	W	27	Erie (PA) Cathedral Prep	0
1999	L	6	Erie (PA) Cathedral Prep	41
2001	W	41	Muskegon (MI) High	20
2002	W	23	Erie (PA) Cathedral Prep	13
2002	W	63	Toronto (ON, CAN) De La Salle	0
2002	W	20	Muskegon (MI) High	15
2003	W	13	Erie (PA) Cathedral Prep	6
2003	W	37	Huntington (IN) North	0
2004	W	52	Washington (DC) Calvin Coolidge	0
2005	W	14	Pittsburgh (PA) Central Catholic	6
2005	W	49	Hamilton (ON, CAN) St. Thomas	0
2005	W	49	Buffalo (NY) St. Francis	0
2006	W	49	Springdale (AR)	3
2006	W	14	Hollywood (FL) Chaminade	7
2006	W	45	Buffalo (NY) St. Francis	0
2007	W	14	Washington (DC) HD Woodson	0
2007	W	28	Mansfield (MA)	17
2008	W	33	Washington (DC) HD Woodson	0
2008	W	33	Erie (PA) Cathedral Prep	20
2009	L	7	Inkster (MI)	14
2009	W	12	Erie (PA) Cathedral Prep	8
2010	W	38	Inkster (MI)	6
2011	W	47	Pittsburgh (PA) Penn Hills	6
2011	W	52	Tampa (FL) Thomas Jefferson	13
2011	L	7	Ramsey (NJ) Don Bosco Prep	38

YEAR	W / L	St. Ed's	TEAM / SCHOOL	OPP
2012	W	51	Washington (DC) HD Woodson	0
2012	W	34	Erie (PA) McDowell	23
2013	W	49	Washington (DC) HD Woodson	0
2013	W	56	Erie (PA) McDowell	7
2013	W	41	Eastern Christian Academy (MD)	40
2014	W	38	Gilman School (Md)	7
2014	W	42	St. Joes Regional (N.J.)	0
2014	L	10	Bergen Catholic (N.J.)	14
2014	W	42	Canada Prep Academy (On. Can)	0
2014	W	35	Eastern Christian Academy (Md.)	6
2015	W	14	Gilman (MD)	13
2015	L	20	St. Joseph Regional (NJ)	22
2015	W	31	Bergen Catholic (NJ)	28
2015	W	24	Cocoa (Fla)	14
2015	W	47	Mainland (Fla)	28
2015	W	42	Canada Prep Academy (On. Can)	10
2016	W	28	Pine-Richland (Pa.)	27
2016	W	35	Naperville Central (IL.)	14
2016	W	35	Canada Prep football Academy	7
2017	W	40	Erie (PA) McDowell	10
2017	W	45	Washington (DC) HD Woodson	20
2017	W	34	Naperville Central (II)	24
2017	W	38	Cathedral (Indiana)	10
2017	W	31	Canada Prep Academy	7
2018	L	20	Cass Tech (Mi.)	21
2018	W	35	Cathedral Prep (Pa.)	3
2018	W	39	Cathedral (Indiana)	14
2018	W	38	Football North St. Joe's	7
2019	W	41	Cass Tech (Mi.)	20
2019	W	21	Cathedral Prep (Pa.)	14
2019	W	48	Football North Clarkson	11
2019	W	36	National Christian Academy (Md.)	14
2021	W	56	Rock Creek Christian Academy(Md.)	18
2021	W	58	Beacon Hill (Va.)	0
2021	W	38	Football North Clarkson	7
2022	W	42	Pittsburgh (PA) Central Catholic	10
2022	W	13	Cherry Creek (CO)	9
2022	W	37	Rock Creek Christian Academy (Md.)	6
2022	W	35	Football North-Clarkson	18
2023	W	27	Center Grove (Indiana)	10
2023	W	28	Our Lady of Good Counsel (Md)	7
2023	W	42	Rock Creek Christian Academy (Md.)	14
2023	W	42	River Rouge (Mi)	6
2023	W	35	Football North (Canada)	15

St. Edward 2024 Individual Statistics

#	Quarterback	Comp	Att	Yards	Long	Comp %	TDs	INTs	QB Rating
12	Thomas Csanyi	11	21	188	40	52.38%	3	3	146.15
98	Langston Lucas (11)	0	1	0	0	0.00%	0	1	-200.00
Total Passing		11	22	188	40	50.00%	3	4	130.42

#	Running Back	Rushes	Yards	TDs	Long	Yds/Rush
2	Brandon White	21	90	1	12	4.3
26	Tyrese Buchanan	8	29	0	15	3.6
24	Anthony Camargo	6	18	0	8	3.0
12	Thomas Csanyi	4	12	0	5	3.0
43	Bradley Eaton	1	5	0	5	5.0
32	Nate Gregory	1	3	0	3	3.0
Total Rushing		41	157	1	15	3.8
Total Rushing		584	3,303	46	52	5.7



#	Receiver	Catches	Yards	Long	TDs	Yds/Catch
8	Zach Hackleman	3	71	39	1	23.7
19	Joe Saffold	3	48	31	1	16.0
2	Brandon White	2	15	12	0	7.5
1	Luke Hess	2	14	10	0	7.0
6	Mason Sak	1	40	40	1	40.0
27	Angel Hillsman	0				
32	Nate Gregory	0				
83	Jonah Koopman	0				
Total Receiving		11	188	40	3	17.1

#	Kickers	FG Made	FG Att	Long	XP Made	XP Att.	Kickoffs	Yards	Average	T-backs
40	Kellen Moyer	0	0		4	4	0			
38	Pj Barkley		0			0	5	290	58.0	3
Total		0	0		4	4	5	290	58.0	3

#	Punters	Punts	Yards	Average	Long	In 20	Caught	Downed	T-backs
38	Pj Barkley	2	79	39.5	40	1	0	1	1
Total		2	79	39.5	40	1	0	1	1

#	Kick Returner	Kick Returns	Yards	Average	Long	TDs	Yds A/P
43	Bradley Eaton	1	15	15.0	15	0	15
Total		1	15	15.0	15	0	20

#	Punt Returner	Punt Returns	Yards	Average	Long	TDs	Yards All Purpose
3	Nick Variglotti	1	0	0.0	0	0	0
Total		1	0	0.0	0	0	0



ST. EDWARD EAGLES

2024 VARSITY FOOTBALL

STATE CHAMPIONS 2010 | 2014 | 2015 | 2018 | 2021 | 2022 | 2023



#	Name	Ht	Wt	Pos	Yr
1	Luke Hess	6'0	170	WR	12
2	Brandon White	5'8	190	RB	11
2	Antonio Robinson	5'8	175	RB	10
3	Nick Variiglotti	5'10	155	DB	12
3	Dacien Williams	5'7	136	WR	10
4	Aydin Buchanan	5'11	190	DB	12
4	Will Addington	5'11	170	QB	10
5	Behlen Waugh	6'0	210	LB	12
6	Mason Sak	6'0	180	WR	12
6	Jack Abraham	5'10	180	QB	10
7	Triston Addison	5'9	170	DB	12
8	Zach Hackleman	6'1	170	WR	11
8	Jayvon Woods	5'6	160	RB	12
9	Caden Yondo	6'1	200	QB	11
9	Brody Costin	6'2	170	WR	10
10	Jonny Evanchick	6'0	170	QB	11
11	Yon German	6'0	215	DL	12
11	Langston Lucas	6'0	190	QB	10
12	Thomas Csanyi	6'2	190	QB	12
12	Nicholas Bradley	5'6	160	DB	10
13	Brayden Thomas	6'0	165	DB	11
13	Joe D'Ambrosia III	5'11	155	QB	10
14	Brodon Moore	5'10	190	DB	11
14	CJ Campbell	5'9	157	DB	10
15	Jimmy Conway	5'7	140	WR	11
15	Micah Williams	6'0	160	DB	10
16	Zymir Knox	6'3	190	WR	11
16	Corbin Herniman	6'0	160	LB	10
17	Jamal Seder	6'0	190	DB	12
17	Jayden Sinkovic	5'9	165	DB	10
18	Braylen Adams	6'1	170	DB	11
18	Casey Kelley	6'5	170	WR	10
19	Joe Saffold	6'0	175	WR	11
19	Brayden Zart	5'8	159	WR	10
20	John Filippou	5'8	165	RB	12
21	Makhi Boone	6'0	165	DB	11
21	BranDon Gay	6'0	160	DB	10
22	Kheyden King	5'10	205	LB	12
23	Diondre Taylor	6'1	265	DL	11
23	Owen Scanlon	5'7	190	LB	10
24	Anthony Camargo	5'9	165	RB	12
24	John Troy	6'0	175	LB	10
25	Robert Mcdougald	6'0	175	DB	11
25	Colin Tedesco	5'9	165	RB	10
26	Tyrese Buchanan	5'10	175	RB	11
26	BP Paulozzi	6'3	215	DL	10
27	Angel Hillsman	6'0	190	TE	12
27	Max Cintron	5'4	142	RB	10
28	Braden Mihal	5'9	145	DB	11
29	Alex Mezquita	6'0	145	DB	11
29	Gavin Dubinsky	5'9	192	DL	10
30	Anthony Fiala	6'0	200	LB	11
30	Sherrod Thompson	5'7	150	LB	10

#	Name	Ht	Wt	Pos	Yr
31	Nick Christman	6'0	220	DL	11
31	Aaron Anderson	5'7	145	RB	10
32	Nate Gregory	6'0	230	LB/RB	12
32	Garrett Andexler	5'7	152	DB	10
33	Joseph Nemeth	5'9	195	LB	12
33	Luke Andrachik	5'11	150	K/P	10
34	Colton Fee	6'0	220	DL	12
35	Calan Tarry	5'8	170	DB	11
35	Rowan Kelley	5'9	165	DB	10
36	Luke Ardito	5'11	210	DL	10
38	Gabriel Martinez	5'10	200	LB	10
38	PJ Barkley	6'3	195	K	12
39	Brendan Shultz	6'3	230	DL	11
40	Kellen Moyer	5'11	185	K	12
41	Kirollos Youssef	6'0	190	DL	12
42	Josh Webber	5'10	165	DB	10
42	Nick Gabor	5'10	205	DL	11
43	Bradley Eaton	5'9	170	DB/RB	12
44	Gaetano Greco	5'10	187	LB	10
44	Hunter Elliott	6'0	175	LB	12
45	Aiden Peterson	6'0	200	LB	11
46	Gavin Hallett	5'10	160	LB	10
47	Colin Crocker	6'2	220	DL	11
48	Landon Lehmer	5'11	180	DB	10
54	Jaden Woods	6'0	275	DL	12
56	Jaemir Golston	5'6	193	LB	10
57	Jimmy Biondi	5'7	245	OL	10
58	Alec Dabney	5'11	235	OL/DL	12
68	Ben Dawson	6'1	225	DL	10
70	Mason Wilhelm	6'4	290	OL	11
70	Connor Morris	6'2	235	OL	10
71	Jahmal Menefield	6'0	305	OL	11
71	Brody Kincaid	6'4	225	OL	10
73	Jameson Mathers	6'1	250	OL	11
74	Archer Soltis	6'2	300	OL	12
75	Landon Walkem	6'2	315	OL	10
76	Sawyer Prementine	6'3	290	OL	12
76	Ryan Flanagan	5'11	280	OL	10
78	Bryce Richardson	6'0	230	OL	11
78	Xavier Krzak	6'4	290	OL	10
79	Jack Marquard	6'5	265	OL	10
80	Quinn Kelley	6'2	160	WR	12
81	Owen Murtaugh	6'3	180	TE	11
81	Oliver Sito	6'4	200	TE	10
82	Ryan Mikovsky	6'0	170	WR	11
83	Jonah Koopman	6'3	180	WR	11
83	Abdur Kazmi	6'0	145	WR	10
84	James ODonnell	5'10	145	WR	11
88	Noah Ratchford	6'0	175	WR	11
91	Nick DellaMea	5'10	195	DL	10
96	Rohan Campbell	6'0	350	DL	11
99	Ray Jenne	5'10	230	DL	12
99	Aaron Smith	6'4	220	DL	10

Head Coach: Tom Lombardo | **Defensive Coordinator:** Pete Pappas | **Assistant Coaches:** Tom Becks '77, Bob Conroy, Dan Corcoran '07, Dillon Franciscus '19, T.J Gallagher '06, Ben Lavisky '20, Joe Petraioulo, Jeff Pietrowski '20, Bill Rockwell, Dan Scanlon '95, Brad Staples '10, Norm Stickney, Matt Wilhelm, Adam Williams '14 | **Equipment Manager:** Liam McIlwee '21 | **Student Managers:** Nathan Andrist '26, Michael Hartfrant '26 | **Director of Strength and Conditioning:** Auggie Promersberger | **Assistant Strength Coaches:** Derek Dernier, Shane Barker '21 | **Trainers:** Brandon Bartlome, Brian Warner | **Physical Therapist:**

St Joseph's Prep Hawks

#	Name	Position	Graduating Year	#	Name	Position	Graduating Year
0	Cameron Smith	LB	2025	50	Cayden Ohler	OL	2027
1	Rameir Hardy	WR	2025	51	Faruq Rashid	DL	2026
2	William Vokolos	RB	2025	52	John Boggs	LB	2027
3	Tre Henning	QB	2025	53	Thomas Morano	LB	2026
4	Charles Foulke IV	QB	2027	54	Sean Molley	OL	2026
5	Isaiah West	RB	2025	55	Carmen Accardo	DL	2025
6	Alijah Turner	WR	2025	56	John McKeown	OL	2027
8	Jamir Rowe	WR	2025	57	Jayson Nitz	DL	2027
9	Ryan McDonald	DB	2025	58	Charles Ravelli	DL	2025
10	Anthony Sacca	LB	2025	58	Michael Zancolli Jr.	OL	2026
11	Robert Novotny	TE	2026	59	Trevor Define	DL	2027
13	Alston Frisbey	WR	2027	59	Suleiman Sibai	OL	2027
14	Kyle Allmond	WR	2026	60	William Henderson	OL	2027
15	Roman Colaberdino	DB	2025	61	Evan Maher	H	2027
16	Christopher Steinmetz	WR	2025	62	Jake Namnun	OL	2026
17	Jayden Howlett	QB	2027	63	Luke Ganley	OL	2027
18	Jett Harrison	WR	2028	64	Colton Frey	OL	2027
18	Dariel Jaquez	DB	2027	65	Francis Mullery	DL	2026
19	Simon Colaberdino	WR	2026	66	Chinonso Madu	OL	2026
19	Leo Ricci	K/P	2025	67	Symmeone Armstrong	DL	2027
20	Masiia Acrey	DB/RB	2027	67	Sean Barth	OL	2027
21	Simaj Hill	DB	2026	69	Anthony Ferrell-Jones	OL	2027
22	Jake Wilson	TE	2027	70	Thomas Lance	OL/TE	2026
23	Seth Slater	RB	2025	71	Vincent DeMarco	DL	2025
24	Khyan Billups	RB	2026	72	Tyler Garman	DL	2026
26	Brandon Ross	DB	2027	73	David Contreras	DL	2027
27	Brendan Flaherty	DB	2026	74	Kahlil Stewart	OL	2025
28	Theodore Capaldi	DB	2025	75	Christian Leonard	OL	2025
29	Mayson Talley	DB	2026	76	Donovan Dunlap	OL	2025
29	Micah Williams	RB	2026	77	Maxwell Roy	DL	2025
31	Quinn Doyle	LB	2025	78	James Hansen	DL	2027
32	Andrew Huff	DB	2025	78	Stephen Landers III	OL	2026
34	Brandon Lockley	LB	2027	79	Bleek Turner	OL	2025
35	Ashton Joseph	LB	2026	81	Luke Rachubinski	WR	2027
36	Boe Davis	LB	2027	83	Devin Burger	WR	2027
37	Mekhi Williams	LB	2026	85	Chase Golden	WR	2027
38	Logan Dairsow	RB	2028	90	Walter Brown	DL	2027
40	Logan Lindsay	LB	2027	91	Anthony Sciulli	DL	2026
41	Elias Chimuco Jr.	DB	2026	92	Colton Anderson	DL	2026
42	Gavin McConnell	H	2025	94	Shawn Stratz	DL	2025
44	Alex Repko	LB	2025	97	Conor Bryce	DL	2025
45	Chase Witmayer	DL	2025	98	Ryan Zats	DL	2027
46	Jaylen Jones	LB	2027	99	Alexander Haskell	DL	2026
47	Finbar Lamken	DB	2027				
48	Massimo LaRosa	DB	2027				
49	Luke Cochrane	K/P	2026				
49	Colin Stoner	K/P	2027				

St. Joseph's Prep Stats 2023

	PASSING	Att	Comp	Yards	TD	PCT
NO.	NAME					
2	Samaj Jones	120	178	1930	19	
11	Jack O'Connor	17	28	313	5	
13	Tre Henning	6	7	117	2	
16	Charlie Foulke	1	1	9		
Totals:		144	214	2369	26	

	RUSHING				
NO.	NAME	ATT	Yards	Avg	TD
32	Isaiah West	84	609	7.3	8
8	Erik Sanchez	59	565	9.6	6
4	Kahseim Phillips	62	521	8.4	3
2	Samaj Jones	96	455	4.7	14
24	Khyan Billups	36	229	6.4	2
26	Taj Dyches	48	218	4.5	6
29	Will Vokolos	11	59	5.4	
38	Seth Slater	7	32	4.6	
3	David Washington	3	27	9	
11	Jack O'Connor	7	5	0.7	1
6	Brandon Rehmann	2	5	2.5	1
14	Elijah Jones	1	2	0.5	
13	Tre Henning	1	-7		
X	Center snap	5	-84		
Totals		422	2636		41

Return Yards:	#	No.	Yards	Avg	Long	TD	FC
Kickoff/Free kick:							
Elijah Jones	14	6	156	26.0	36	0	0
Brandon Rehmann	6	4	182	45.5	81	0	1
Masiia Acrey	20	4	102	25.5	38	0	0
David Washington	3	4	68	17.0	24	0	0
Alijah Turner	18	3	24	8.0	17	0	0
Rameir Hardy	88	2	9	4.5	6	0	0
Khyan Billups	24	1	9	9	9	0	0

Punt Returns	#	No.	Yards	Avg	Long	TD	FC
David Washington	3	9	128	14.2	39	1	5
Elijah Jones	14	6	30	5.0	23	0	2
Masiia Acrey	20	4	93	23.3	51	0	0
Louie Amiano	56	2	23	11.5	12	0	0
Omillio Agaard	1	2	0	0	14	0	0
Alijah Turner	18	1	22	22.0	22	0	0

	RECEIVING			
NO.	NAME	Rec	Yards	AVG
3	David Washington	30	561	18.7
6	Brandon Rehmann	28	502	17.9
14	Elijah Jones	30	432	14.4
32	Isaiah West	13	252	19.4
88	Rameir Hardy	13	205	15.8
18	Alijah Turner	11	186	16.9
84	Jamir Rowe	4	106	26.5
8	Erik Sanchez	4	62	15.5
4	Kahseim Phillips	3	16	5.33
85	Rob Novotny	2	36	18.0
83	Syair Grimes	1	9	9.00
81	Kyle Allmond	1	9	9.00
82	Christopher Steinmetz	1	8	8.00
17	Joseph Lindsey	1	1	1.00
42	Gavin McConnell	1	2	2.00
2	Samaj Jones	1	-10	-10.00

Punting	#	No.	Yards	Avg	Long
Skyler Sholder	35	22	733	33.3	48
Leo Ricci	47	1	39	39.0	39

Kicking	#	PATs	FGs	Long	TB	Made:	30, 41, 28, 29, 36
Skyler Sholder	35	64-67	5-6	41	35	Missed:	51
Ryan Miller	36	7-10	0-0	X	0		
Leo Ricci	47	1-1	0-0	X	1		

Misc. Returns	#	No.	Yards	Avg	Long	TD	
Alex Repko	44	2	7	3.5	4	1	BLK Punt (2)
Rameir Hardy	88	1	32	32.0	32	1	BLK Punt
Cameron smith	22	1	2	2.0	2	0	BLK Punt

INT	#	No.	Yards	Avg	Long	TD
Ryan McDonald	19	3	2	0.7	2	0
Nick McGlynn	10	2	115	57.5	58	2
Omillio Agaard	1	2	34	17.0	34	1
Andrew Drangula	27	2	26	13.0	26	0
Anthony Sacca	39	2	0	0	0	0
Sean McNulty	45	1	69	69.0	69	1
Louie Amiano	56	1	44	44.0	56	1
Cameron Smith	22	1	22	22.0	22	0

Fumble	#	No.	Yards	Avg	Long	TD
Sean McNulty	45	1	70	70.0	70	1
Rameir Hardy	88	1	11	11.0	11	1
Nick McGlynn	10	1	8	8.0	8	0
Anthony Sacca	39	1	5	5.0	5	1

St. Joseph's Prep Stats 2023

Player	#	Solo	Assist	Total	Int/Yds	Fumb. Rec	Fumb. Forc.	Sacks	TFL/YDS	PD	BKD Kicks
Cameron Smith	22	46	26	72	1-22	0	0	4.5	12-54	3	0
Anthony Sacca	39	46	21	67	2-0	1-5 (TD)	0	1	10-21	10	0
Sean McNulty	45	38	22	60	1-69 (TD)	1-70 (TD)	0	9.5	27-82	1	0
Ryan McDonald	19	37	16	53	3-2	0	0	0	1-2	9	0
Nick McGlynn	10	27	21	48	2-115 (TD-2)	1-8	0	4.5	8-52	2	0
Maxwell Roy	77	20	27	47	0	0	0	3	15-42	0	0
Roman Colaberdino	15	24	16	40	0	0	0	0	0-0	4	0
Alex Haskell	95	18	16	34	0	0	3	7.5	17-71	0	0
Omillio Agaard	1	26	6	32	2-34 (TD)	0	1	0	2-8	20	0
Thomas Cerutti	40	21	11	32	0	1 (TD)	0	1	5-33	0	0
Alex Repko	44	12	17	29	0	0	0	1	1-8	0	0
Ivan Bailey-Greene	9	11	12	23	0	0	0	3	7-27	0	0
Shamir Johnson	5	15	5	20	0	0	0	0	1-1	9	0
Brandon Lockley	34	13	5	18	0	1	1	0	1-2	1	0
Louie Amiano	56	6	11	17	1-44 (TD)	0	0	0	0-0	0	0
Andrew Drangula	27	13	2	15	2-26	0	0	0	0-0	1	0
Davon Willie	23	9	3	12	0	0	0	0	0-0	6	0
Brendan Flaherty	46	4	7	11	0	0	0	0	0-0	0	0
John Boggs	52	4	6	10	0	0	1	0	2-7	0	0
Jayson Nitz	57	4	5	9	0	0	0	1	3-5	0	0
Simaj Hill	41	6	1	7	0	0	0	0	0-0	1	0
Shawn Stratz	94	3	3	6	0	0	0	0	1-1	0	0
Charles Ravelli	58	2	3	5	0	0	0	0	0-0	0	0
Jamir Rowe	84	2	2	4	0	0	0	0	0-0	0	0
Chase Whitmayer	51	4	0	4	0	0	0	0	1-1	0	PUNT
Quinn Doyle	31	4	0	4	0	0	0	0	0-0	0	0
Will Vokolos	29	2	2	4	0	0	0	0	0-0	0	0
David Washington	3	4	0	4	0	0	0	1	1-4	1	0
Taj Horton	48	4	0	4	0	1	0	0	0-0	0	0
Masiia Acrey	20	3	0	3	0	0	0	0	1-2	1	0
Mehki Williams	59	2	1	3	0	0	0	0	1-1	0	0
Rameir Hardy	88	3	0	3	0	1-11 (TD)	0	0	1-12	0	PUNT (3)
Mayson Talley	37	2	1	3	0	0	0	0	0-0	0	0
Ryan Kyle	50	2	0	2	0	0	0	0	1-1	0	0
Ashton Joseph	53	1	1	2	0	0	0	0	1-2	0	0
Colton Anderson	64	0	2	2	0	0	0	0	0-0	0	0
Conor Bryce	97	1	1	2	0	0	0	0	0-0	0	0
Carmen Accardo	55	1	1	2	0	0	0	0	1-2	0	0
Elijah Jones	14	2	0	2	0	0	0	0	0-0	0	0
Nicholas Walsh	93	1	1	2	0	0	0	0	1-4	0	0
Brandon Rehamn	6	1	1	2	0	0	0	0	0-0	0	0
Vincent DeMarco	71	2	0	2	0	0	0	0	0-0	0	0
Gavin McConnell	42	1	0	1	0	0	0	0	0-0	0	0
Shamir Johnson	5	1	0	1	0	0	0	0	0-0	0	0
Anthony Sciulli	61	1	0	1	0	0	0	0	0-0	0	0
Orlando Cheatham	21	0	1	1	0	0	0	0	0-0	1	0
Gabe Taimanglo	60	0	1	1	0	0	0	0	0-0	0	0
Skyler Sholder	35	1	0	1	0	0	0	0	0-0	0	0
Erik Sanchez	8	0	1	1	0	0	0	0	0-0	0	PUNT (3)