



# ST. EDWARD EAGLES

## 2024 GAME NOTES



29 PLAYOFF APPEARANCES 13 REGIONAL TITLES 13X STATE SEMI-FINALIST  
STATE CHAMPS 2010, 2014, 2015, 2018, 2021, 2022, 2023

### 2024 SCHEDULE / RESULTS

	Aug. 23, 7:00 p.m. @ Pickerington North Panther Stadium
	Aug 31, 2:00 p.m. St. Joseph Prep (Pa.) First Federal Lakewood Stadium
	Sept. 7, 1:00 p.m. Boyle County (Ky.) First Federal Lakewood Stadium
	Sept. 14, 2:00 p.m. Cincinnati Elder First Federal Lakewood Stadium
	Sept. 20, 7:00 p.m. Massillon Washington First Federal Lakewood Stadium
	Sept. 28, 2:00 p.m. Glenville First Federal Lakewood Stadium
	Oct. 4, 7:00 p.m. @ St. Ignatius BW Tressel Field at George Finnie Stadium
	Oct. 12, 2:00 p.m. Football North (Canada) First Federal Lakewood Stadium
	Oct. 19, 3:00 p.m. @ Cincinnati Moeller West Claremont Stadium
	Oct. 25, 7:00 p.m. Akron Hoban TBA




### WE ARE ST. ED'S

When referencing St. Edward Athletics,  
**PLEASE USE ST. EDWARD OR ST. ED'S.**  
Please refrain from using St. Edwards.

### St. Edward Eagles



### Vs Pickerington North Panthers



- 2023 RECORD 15-1
- 2022 RECORD 15-1  
OHSAA D1 State Champions
- 2021 RECORD 15-1  
OHSAA D1 State Champs
- **2024 Rankings**  
**Cleveland.Com Top 25#2**  
**Maxpreps #30**  
**HSFBA #13**  
**SB Live/SI #17**
- Last game: Beat Springfield 31-21  
Streak Won 11

- 2023 RECORD 11-2  
OHSAA Playoffs
- 2022 RECORD 7-5  
OHSAA Playoffs
- 2021 RECORD 9-4  
OHSAA Playoffs

Last Game: Lost to Hilliard Bradley,  
Regional Semifinal

Streak Lost 1

### MATCHUP/HISTORY

This will be the first ever regular season matchup between the two schools.

The last few seasons both teams scrimmaged each other in the preseason.

This will be the first regular season game against an Ohio Capital Conference.

The Eagles have played OCC teams a number of times in the post season.

The Eagles open on the road for the first time since the 2021 season when they traveled to Toledo Central Catholic.

### GAME INFORMATION

Date .....Fri Aug. 23

Kickoff Time.....7:12 P.M.

Location...Panther Stadium

Surface.....Field Turf

Internet ... Audio/Video

[www.stedwardeagles.com](http://www.stedwardeagles.com)

**Eagles Sports Network**

Adam Mendoza (Play-by-Play)

Larry Wolf (Analyst)

**TV : Rock Entertainment**

**Sports Network Ch. 22.1**

**WUAB Ch. 43 Cleveland**



# ST. EDWARD EAGLES FOOTBALL

29 PLAYOFF APPEARANCES 13 REGIONAL TITLES 13X STATE SEMI-FINALIST

STATE CHAMPS 2010, 2014, 2015, 2018, 2021, 2022, 2023

## Coaching Match-Ups

**St. Edward High School**  
**Tom Lombardo** (10th Yr.) State  
 Champs 2015, 2018, 2021, 2022, 2023  
 2001 State Champs Lake Catholic



### THE LOMBARDO FILE

YEAR	REG SEASON	PLAYOFFS	TOTAL
1999	8-2	0-1	8-3
2000	7-3	0-1	7-4
2001*	8-2	5-0	13-2
<b>Lake Catholic</b>	<b>23-7</b>	<b>5-2</b>	<b>28-9</b>
2007	6-4	N/A	6-4
2008	9-1	2-1	11-2
2009	6-4	0-1	6-5
2010	4-6	N/A	4-6
2011	6-4	0-1	6-5
2012	7-3	N/A	7-3
2013	10-0	3-1	13-1
2014	8-2	0-1	8-3
<b>Highland</b>	<b>56-24</b>	<b>5-5</b>	<b>61-29</b>
2015	9-1	5-0	14-1
2016	7-2	2-1	9-3
2017	9-1	1-1	10-2
2018	6-3	5-0	11-3
2019	9-1	2-1	11-2
2020	5-1	1-1	6-2
2021	9-1	6-0	15-1
2022	9-1	6-0	15-1
2023	9-1	6-0	15-1
<b>St. Edward</b>	<b>72-12</b>	<b>34-4</b>	<b>106-16</b>
<b>TOTAL</b>	<b>151-43</b>	<b>44-11</b>	<b>195-54</b>

## Tale of the Tape

St. Edward	2023	Pickerington North
15-1	Record	11-2
33.0	Points Avg.	31.8
341.7	Total Offense Avg.	342.1
206.3	Rushing Avg.	168.8
135.3	Passing Avg.	173.3
12.5	Points Against Avg.	17.6
240.1	Total Defense Avg.	
96.4	Rush Defense Avg.	
143.8	Pass Defense Avg.	

## Series History

**SERIES HISTORY:** First Ever Meeting

## Opponent at a Glance

8/23	H	St Edward
8/30	H	Grandville (MI)
9/6	A	Pickerington Central
9/13	H	Dublin Coffman
9/20	A	Thomas Worthington
9/27	A	Westerville Central
10/4	H	Central Crossing
10/11	A	Grove City
10/18	A	New Albany
10/25	H	Gahanna Lincoln

**Pickerington North**  
**Nate Hillerich (7th season)**

Record at Pickerington North 55-22

Overall Record 14 years 107- 46



# ST. EDWARD EAGLES FOOTBALL

29 PLAYOFF APPEARANCES 13 REGIONAL TITLES 13X STATE SEMI-FINALIST

STATE CHAMPS 2010, 2014, 2015, 2018, 2021, 2022, 2023

## GAME PREVIEW By Norm Weber

**With a national and international audience watching, three-time defending, big-school champion St. Edward varsity football to start the season on the road in Pickerington**

To get the season started St. Edward varsity football, the three-time, big-school defending state champ, will be in the Columbus area for a 7 p.m. kickoff Friday against Pickerington North.

For those who can't drive down there or don't want to, there are no worries. The game can be watched and heard on just about any device -- computer stream, cable, satellite, leaf antenna TV, and even local TV. The video stream will be carried on Stedwardeagles.com. The best part is that it is free on all devices.

Fans can watch live on linear platforms including the new regional sports channel, Rock Entertainment Sports Network (RESN), A joint venture between Rock Entertainment (owned by Dan Gilbert of the Cleveland Cavaliers) and Gray Media (WUAB/WOIO TV)

RESN can be found on over the air channel 22.1, WUAB Channel 43 will also simulcast the game live Friday night.

The Eagles scrimmaged North three times – 2021, '22, and '23.

Now the two teams are ready to play in a real game. Maybe they have some familiarity with each other, as much as their regular-season staple of opponents.

“Not much, but we do have some familiarity with them,” St. Edward Head Coach Tom Lombardo said.

Offensively, the Panthers have some talented student-athletes.

“They have a quarterback (Jarin Mock) who transferred from Reynoldsburg, who's a good passer,” Lombardo said.

The Panthers also have a receiver, Preston Bowman, who is a Kentucky commit, who had an Ohio State offer as well.

The running back, Michael Taylor, is a MAC-type player, who has an OU offer.

“Their skills are really good and they have an experienced offensive line,” Coach Lombardo said. “They are experienced and honed.”

The Panthers have at least four starters on the line returning.

Half the defensive unit of North returns as veteran starters.

“The secondary is very athletic,” Lombardo said. “The D line is quick off the ball and can cause havoc. They have some good speed.”

The film exchange this week doesn't help much since there was no real game last week.

“Not a ton; the first scrimmage is a four-way deal. The second was more a half of football. We got more from the second one. Of course we are not showing the full arsenal in the scrimmage. We just learn from research. One thing you do know from research who they have back and some of the things they can do,” the coach concluded.

Friday's game will be the first time Pickerington Central will play a team from Northeast Ohio in the regular season and not the playoffs.

The Eagles can anticipate a raucous crowd on the road at Panther Stadium. Close to 8,000 fans are expected to be on hand for the season opener.

# ST. EDWARD EAGLES FOOTBALL

29 PLAYOFF APPEARANCES 13 REGIONAL TITLES 13X STATE SEMI-FINALIST

STATE CHAMPS 2010, 2014, 2015, 2018, 2021, 2022, 2023

## OPENING DAY:

The Eagles have a pretty good track record in week one games. Since football started at the school in the 1950's, they are 47-23-4.

St. Ed's is 5-4 when they open on the road. Their last opening season away game was in 2021 when they defeated Toledo Central Catholic

Since 2000, the Eagles are 18-5 in week one games. The only losses were to St. Xavier 2004, Strongsville in 2007 and Mentor in 2009, 2018 and 2019.

## SEHS vs. OCC:

The Ohio Capital Conference is no stranger to St. Ed's football.

The Eagles have faced four teams in six games and have a 5-1 record against them. This will be the first regular season game against an OCC Team

1976 vs Gahanna Lincoln (L)

**2014 vs Olentangy Liberty (W)**

**2014 vs Westerville Central (W)**

**2018 vs Olentangy Liberty (W)**

**2021 vs Upper Arlington (W)**

**2022 vs Gahanna Lincoln (W)**

*2014, 2018, 2021 and 2022 the Eagles won state titles.*

## TD STREAK:

The Eagles touchdown streak is at 23 games. St. Ed's 31 game TD streak was snapped in 2022 with a 6-0 win at Cincinnati Moeller.

## ST. ED'S OPPONENTS:

Nine of the ten teams on the Eagles schedule in 2024 made the playoffs in Ohio or their home state.

Four Opponents won state titles in 2023:

Philadelphia St. Joe's (Pa.)  
Boyle County (Kentucky)  
Massillon, Ohio D2  
Glenville Ohio D4



## COACHING MILESTONES:

Coach Tom Lombardo picked up his 100th win at St. Ed's vs Archbishop Hoban in week ten last season.

He picked up his 150th regular season career win vs. Moeller

Lombardo is five wins away from 200 career victories.

## RETURNING AWARD WINNERS:

Nate Gregory: All-Ohio First Team  
Brandon White: All-Ohio 2nd Team  
Bradley Eaton: All-Ohio 2nd Team  
Kellen Moyer: All-Ohio Honorable Mention

Zach Hackleman: All District Honorable Mention

Archer Soltis: All District Honorable Mention

Sawyer Premintine: All District Honorable Mention

## AP POLL CHAMPIONS:

St. Edward went wire to wire in 2023 as the top team in Division One as voted by writers in the state of Ohio.

It was the 5th poll championship in school history. (1975, 2012, 2015\*, 2022\*, 2023\* )

\* Won state playoff title

## EAGLE QUICKIE NOTES:

- Seeking a Four-peat football championship
- 45-3 in last three seasons
- Ranked in the top 20 nationally according to a number of publications
- Returning starters  
Seven on offense  
Four on defense.
- Nate Gregory seeks to be the top defensive leader in games started. He has 32
- Bradley Eaton is second in starts with 31

# ST. EDWARD EAGLES FOOTBALL

29 PLAYOFF APPEARANCES 13 REGIONAL TITLES 13X STATE SEMI-FINALIST

STATE CHAMPS 2010, 2014, 2015, 2018, 2021, 2022, 2023



All of the Eagles Football games will be streamed over the Internet once again this season at StEdwardEagles.com.

St. Ed's has partnered with Fan Vu and Rock Entertainment Sports Network for games on TV and the internet this season.

Adam Mendoza is back for his 18th season as the "Voice of The Eagles" he will be joined in the booth this season by Larry Wolf



## EAGLE COLLEGE RECRUITS:

Thomas Csayni: Ashland Univ.  
Nate Gregory : Coastal Carolina  
Bradley Eaton : 13 D1 offers  
Brandon White : 5 D1 offers

## PICKERINGTON NORTH NOTES:

- Member of the Ohio Capitol Conference, Ohio division
- 2023 finished third in region three. Lost in regional semi final to Hilliard Bradley
- 10 playoff appearances and made the final four in 2012 where they lost to Moeller
- First regular season game in school history against a North-east Ohio team
- 19-0 loss to Hilliard Bradley in the playoffs last season snapped a 141 game scoring streak. The Panthers were last shut out in 2010 vs. Pickerington Central 42-0
- Returning starters this year: six on both offense and defense
- College Commits:  
Jarín Mock - Wisconsin  
Preston Bowman - Kentucky  
Michael Taylor - Ohio  
Chris Louis - Youngstown State  
Ayden Annarino - Miami OH,  
Gabe Ervin - Ohio Dominican,
- MAC Offers: Daunte Curtis, Malachi Taylor, Malachi Ervin, Elijah Durham-Smith, Amare Miller, Ryan Miller

## IN GOOD COMPANY:

The 262 yards by Brandon White against Moeller last season were the most by an Eagles back since 2014 when Cole Gest, the all time leading rusher at St. Ed's ran for 254 yards.

2023 Brandon White	262 yards
2023 Brandon White	256 yards
2023 Brandon White	242 yards
2023 Brandon White	236 yards
2019 Joe Formani	207 yards
2016 Curtis Szelesta	207 yards
2015 Cole Gest	224 yards
2014 Cole Gest	254 yards
2013 Andrew Dowell	200 yards
2011 Dwayne Aaron	207 yards



## EXPLOSIVE PLAYS:

Last season the Eagles have 75 plays this season over 20 yards. 23 of those plays were touchdowns.

Fiver were made on kickoff or punt returns, while two were made on defense.



# ST. EDWARD EAGLES FOOTBALL

29 PLAYOFF APPEARANCES 13 REGIONAL TITLES 13X STATE SEMI-FINALIST

STATE CHAMPS 2010, 2014, 2015, 2018, 2021, 2022, 2023


## EAGLES BY THE NUMBERS 2023

Home	8-0	Away	2-1	Neutral	5-0
Natural grass	0-0	Field turf	14-1		
Night game	8-1	Day game	7-0		
Wearing Gold Jerseys			0-0		
Wearing White Jerseys			4-1		
Wearing Green Jerseys			8-0		
Wearing Black Jerseys			3-0		
Leading after 1st quarter			11-0		
Trailing after 1st quarter			2-0		
Tied after 1st quarter			2-1		
Leading at Halftime			11-0		
Trailing at Halftime			1-1		
Tied at Halftime			3-0		
Leading After Three Quarters			14-0		
Trailing After Three Quarters			0-1		
Tied after 3rd quarter			1-0		
<i>Leads In Time of Possession</i>			5-0		
<i>Trailing In Time of Possession</i>			10-1		
Winning the Turnover Margin			8-0		
Losing the Turnover Margin			4-1		
Turnover Margin Tied			3-0		
Score on First Possession			9-0		
Gaining More Yards Than Opponent			14-0		
Rushing 100+ Yards			14-1		
Passing 100+ Yards			11-1		
Passing 150+ Yards			5-1		
Passing 200+ Yards			1-0		
Opponent Under 100 Yards Rushing			10-0		
Opponent Under 100 Yards Passing			6-1		
Opponent Under 200 Yards Passing			8-1		
Scoring 19 points of less			1-1		
Scoring 20-29 points			4-0		
Scoring 30-39 points			5-0		
Scoring 40-49 points			5-0		
Largest Halftime lead	35 vs River Rouge, Elyria				
	28 vs Rock Creek				
Largest Halftime deficit	6 vs Elder				
Playing After a Win			14-1		
Playing After a Loss			1-0		

## EAGLES IN OVERTIME

The Eagles are 7-6 in overtime games since 1987. St. Ed's is 2-2 in OT playoff games and 5-4 in regular season OT games

2021 MOELLER DEFEATED ST. EDWARD	28-21 (1OT)
2019 MENTOR DEFEATED ST. EDWARD	36-35 (1 OT)
	(REGIONAL FINAL)
2016 ST. IGNATIUS DEFEATED ST EDWARD	38-31(1 OT)
<b>2011 ST. EDWARD DEFEATED GLENVILLE</b>	<b>17-14 (1 OT)</b>
<b>2005 ST. EDWARD DEFEATED BENEDICTINE</b>	<b>41-38 (3 OT)</b>
<b>2003 ST. EDWARD DEFEATED MENTOR</b>	<b>13-10 (1 OT)</b>
	(REGIONAL FINAL)
2003 WARREN HARDING DEFEATED ST. EDWARD	
	27-20 (1 OT)
<b>2001 ST. EDWARD DEFEATED MAYFIELD</b>	<b>35-28 (2 OT )</b>
	(REG QUARTER FINAL)
<b>2001 ST. EDWARD DEFEATED ST. IGNATIUS</b>	<b>44-41 (1 OT)</b>
1997 ELDER DEFEATED ST EDWARD	35-28 (3 OT)
<b>1996 ST. EDWARD DEFEATED ST. IGNATIUS</b>	<b>12-9 (1 OT)</b>
1993 ST. IGNATIUS DEFEATED ST EDWARD	35-34 (3 OT)
<b>1989 ST. EDWARD DEFEATED LAKEWOOD</b>	<b>10-7 (1 OT)</b>



# St. Edward 2023 GAME STATS

	SEHS	CG
1st Downs	16	15
Total Yards	286	205
Passing: Comp-Att-Int-TD	10-16-2-0	17-24-1-0
Passing Net: Yards	137	149
Rushing: Att-Yds	35-149	30-56
Fumbles / Lost	1 / 1	0 / 0
Sacks	7	0
TFLS	3	1
Penalty - Yards	5 - 51	2 - 17
3rd Down Conversions	6 / 10	2 / 11
Punts: Nbr-Yds-Long-Avg	2-74-39-37	5-172-43-34.4
Average Drive Start	32.8	31.0
Time of Possession	20:31	27:29

	SEHS	RRHS
1st Downs	13	9
Total Yards	243	167
Passing: Comp-Att-Int-TD	10-17-1-1	8-20-1-1
Passing Net: Yards	118	94
Rushing: Att-Yds	37-125	22-73
Fumbles / Lost	0 / 0	2 / 2
Sacks	0	1
TFLS	0	4
Penalty - Yards	5 - 40	4 - 35
3rd Down Conversions	6 / 12	0 / 8
Punts: Nbr-Yds-Long-Avg	2-80-42-40	3-60-33-20
Average Drive Start	+38.3	23.6
Time of Possession	26:19	21:41

	SEHS	EHS
1st Downs	16	8
Total Yards	378	215
Passing: Comp-Att-Int-TD	10-18-0-2	16-40-0-0
Passing Net: Yards	152	235
Rushing: Att-Yds	26-226	12 - -20
Fumbles / Lost	0 / 0	0 / 0
Sacks	4	0
TFLS	6	1
Penalty - Yards	4 - 40	3 - 17
3rd Down Conversions	2 / 6	3 / 13
Punts: Nbr-Yds-Long-Avg	2-75-40-37.5	3-70-27-23.3
Average Drive Start	46.9	27.4
Time of Possession	20:55	27:05

	SEHS	OLGC
1st Downs	16	10
Total Yards	215	130
Passing: Comp-Att-Int-TD	8-16-2-1	3-14-0-0
Passing Net: Yards	97	33
Rushing: Att-Yds	41-118	32-97
Fumbles / Lost	1 / 0	2 / 2
Sacks	2	1
TFLS	3	1
Penalty - Yards	5 - 37	6 - 45
3rd Down Conversions	5 / 13	4 / 11
Punts: Nbr-Yds-Long-Avg	3-88-44-29.3	6-127-40-21.2
Average Drive Start	42.9	30.5
Time of Possession	29:29	18:31

	SEHS	SIHS
1st Downs	20	6
Total Yards	405	124
Passing: Comp-Att-Int-TD	12-17-0-3	0-6-1-0
Passing Net: Yards	257	0
Rushing: Att-Yds	31-148	32-124
Fumbles / Lost	0 / 0	1 / 0
Sacks	1	0
TFLS	0	0
Penalty - Yards	5 - 45	5 - 40
3rd Down Conversions	1 / 6	2 / 9
Punts: Nbr-Yds-Long-Avg	3-117-40-39	5-188-44-37.6
Average Drive Start	36.7	32.8
Time of Possession	21:49	26:11

	SEHS	GOHS
1st Downs	18	8
Total Yards	299	116
Passing: Comp-Att-Int-TD	8-13-0-1	3-10-0-0
Passing Net: Yards	138	56
Rushing: Att-Yds	36-161	28 - 60
Fumbles / Lost	1 / 1	1 / 0
Sacks	4	0
TFLS	6	1
Penalty - Yards	9 - 90	11 - 109
3rd Down Conversions	4 / 9	1 / 9
Punts: Nbr-Yds-Long-Avg	1-25-25-25	6-197-48-32.8
Average Drive Start	+46.6	26.2
Time of Possession	21:07	26:53

	SEHS	RCCA
1st Downs	18	15
Total Yards	295	298
Passing: Comp-Att-Int-TD	14-18-2-1	16-26-3-2
Passing Net: Yards	168	225
Rushing: Att-Yds	29-127	25-73
Fumbles / Lost	2 / 1	2 / 1
Sacks	1	1
TFLS	4	1
Penalty - Yards	2 - 16	3 - 32
3rd Down Conversions	5 / 9	5 / 9
Punts: Nbr-Yds-Long-Avg	0-0-0	2-93-47-46.5
Average Drive Start	25.3	32.1
Time of Possession	19:26	28:34

	SEHS	CFN
1st Downs	19	22
Total Yards	347	288
Passing: Comp-Att-Int-TD	12-18-0-3	15-21-1-0
Passing Net: Yards	183	105
Rushing: Att-Yds	30-164	39-183
Fumbles / Lost	0 / 0	4 / 0
Sacks	4	0
TFLS	2	0
Penalty - Yards	6 - 44	8 - 70
3rd Down Conversions	7 / 9	6 / 10
Punts: Nbr-Yds-Long-Avg	1-35-35-35	2-59-36-29.5
Average Drive Start	36.1	26.4
Time of Possession	19:17	28:43

	SEHS	CMHS
1st Downs	19	13
Total Yards	386	285
Passing: Comp-Att-Int-TD	13-16-0-3	18-28-2-2
Passing Net: Yards	162	257
Rushing: Att-Yds	35-224	20 - 28
Fumbles / Lost	0 / 0	2 / 2
Sacks	4	1
TFLS	6	1
Penalty - Yards	8 - 64	5 - 36
3rd Down Conversions	4 / 6	7 / 10
Punts: Nbr-Yds-Long-Avg	2-55-37-27.5	1-11-11-11
Average Drive Start	44	33
Time of Possession	22:31	25:29

	SEHS	EHS
1st Downs	16	20
Total Yards	422	300
Passing: Comp-Att-Int-TD	11-14-1-1	15-22-0-1
Passing Net: Yards	157	111
Rushing: Att-Yds	35-265	35-189
Fumbles / Lost	2 / 1	0 / 0
Sacks	0	1
TFLS	0	0
Penalty - Yards	10 - 104	3 - 40
3rd Down Conversions	2 / 8	5 / 11
Punts: Nbr-Yds-Long-Avg	1-29-29-29	2-86-49-43
Average Drive Start	40.9	40.7
Time of Possession	23:48	24:12

	SEHS	MOE
1st Downs	20	15
Total Yards	428	477
Passing: Comp-Att-Int-TD	5-12-1-1	16-37-3-3
Passing Net: Yards	92	380
Rushing: Att-Yds	50-336	22-97
Fumbles / Lost	1 / 1	0 / 0
Sacks	1	0
TFLS	2	0
Penalty - Yards	6 - 55	3 - 15
3rd Down Conversions	6 / 12	1 / 11
Punts: Nbr-Yds-Long-Avg	6-214-54-35.7	2-114-61-57
Average Drive Start	31.3	32.5
Time of Possession	29:26	18:34

	SEHS	MHS
1st Downs	20	14
Total Yards	471	284
Passing: Comp-Att-Int-TD	9-18-0-2	17-39-2-1
Passing Net: Yards	128	203
Rushing: Att-Yds	35-343	18 - 81
Fumbles / Lost	0 / 0	2 / 1
Sacks	4	1
TFLS	6	1
Penalty - Yards	7 - 88	4 - 36
3rd Down Conversions	3 / 8	4 / 12
Punts: Nbr-Yds-Long-Avg	2-67-46-33.5	4-136-64-34
Average Drive Start	42	24
Time of Possession	23:25	24:35

	SEHS	MHS
1st Downs	15	15
Total Yards	220	291
Passing: Comp-Att-Int-TD	13-29-1-2	8-11-1-0
Passing Net: Yards	153	48
Rushing: Att-Yds	31-67	45-243
Fumbles / Lost	1 / 0	4 / 2
Sacks / Yds	0	2
TFLs / Yds	0	2
Penalty - Yards	8 - 85	9 - 86
3rd Down Conversions	4 / 15	3 / 12
Punts: Nbr-Yds-Long-Avg	6-215-49-35.8	3-94-51-31.3
Average Drive Start	38.0	26.8
Time of Possession	21:26	26:34

	SEHS	AHHS
1st Downs	14	7
Total Yards	232	128
Passing: Comp-Att-Int-TD	3-10-2-0	7-16-0-0
Passing Net: Yards	58	35
Rushing: Att-Yds	42-174	30-93
Fumbles / Lost	0 / 0	0 / 0
Sacks	0	0
TFLS	5	0
Penalty - Yards	2 - 11	5 - 24
3rd Down Conversions	3 / 11	4 / 13
Punts: Nbr-Yds-Long-Avg	5-142-41-28.4	7-255-54-36.4
Average Drive Start	21.4	39.9
Time of Possession	25:15	22:45

	SEHS	HBHS
1st Downs	23	7
Total Yards	403	106
Passing: Comp-Att-Int-TD	5-14-0-0	13-25-1-0
Passing Net: Yards	100	106
Rushing: Att-Yds	53-303	18 - 0
Fumbles / Lost	1 / 1	0 / 0
Sacks	4	1
TFLS	6	1
Penalty - Yards	7 - 80	6 - 39
3rd Down Conversions	6 / 12	3 / 13
Punts: Nbr-Yds-Long-Avg	1-40-40-40	7-280-50-40
Average Drive Start	42	24
Time of Possession	28:24	19:36

# ST. EDWARD EAGLES FOOTBALL

29 PLAYOFF APPEARANCES 13 REGIONAL TITLES 13X STATE SEMI-FINALIST

STATE CHAMPS 2010, 2014, 2015, 2018, 2021, 2022, 2023

	SEHS	Opponents			
Total Games Played	16	16	All Penalties: Number - Yards	91 - 875	74 - 587
Games Played at Home Site	7	3	Yards Penalized per Game	54.7	36.7
Points Scored	528	200	Offensive Penalties: Number - Yards	67 - 597	44 - 313
Points Scored per Game	33.0	12.5	Defensive Penalties: Number - Yards	24 - 278	30 - 274
Points 1st Quarter	145	38	Punts: Number - Yards - Long	38 - 1286 - 54	53 - 1756 - 64
Points 2nd Quarter	198	53	Yards per Punt	33.8	33.1
Points 3rd Quarter	96	27	Punts inside 20	14	10
Points 4th Quarter	89	82	Punt Returns: Number - Yards - Long	19 - 125 - 34	6 - 36 - 13
Points Overtime	0	0	Punt Returns - Average	6.6	6.0
First Downs - Total	286	202	Punt Returns - TDs	0	0
First Downs - Rush / Pass / Penalty	175 / 85 / 26	85 / 96 / 21	Kick Returns: Number - Yards - Long	25 - 415 - 79	70 - 1249 - 73
First Downs per Game	17.9	12.6	Kickoff Returns - Average	16.6	17.8
Rushing Attempts	584	431	Kickoff Returns - TDs	1	0
Net Yards Rushing	3,303	1,541	Interceptions: Number - Yards - TDs	19 - 151 - 1	12 - 144 - 1
Yards per Rush	5.7	3.6	Fumble Recoveries: Number - Yards - TDs	13 - 57 - 2	7 - 0 - 0
Yards Rushing per Game	206.4	96.3	Time of Possession - Total	377:17	390:43
Long Rush	52	44	Time of Possession per Game	23:34	24:25
Rushing Touchdowns	46	12	Time of Possession - 1st Half	182:20	201:40
Rushing Yards after Contact	2022	1322	Time of Possession - 2nd Half	194:57	189:03
Net Yards Passing	2,164	2,301	3rd Downs: Number Converted / Number	68 / 149	61 / 176
Completed - Attempted - Intercepted	152 - 257 - 12	204 - 380 - 19	3rd Down Conversion Percentage	45.6%	34.7%
Completion Percentage	59.1%	53.7%	4th Downs: Number Converted / Number	15 / 23	14 / 42
Yards per Completion	14.2	11.3	4th Down Conversion Percentage	65.2%	33.3%
Yards Passing per Game	135.3	143.8	Sacks (by): Number - Yards	35 - (-148)	9 - (-76)
Passing Touchdowns	23	12	Tackles for Loss (no sacks): Number - Yards	62.5 - (-109)	7 - (-22)
Long Pass	59	82	Safeties	0	0
Yards After Catch	971	1216	Field Goals: Made - Attempted	5 - 5	6 - 9
Pass Efficiency Rating	150.07	104.97	Longest Field Goal Made	36	36
Total Offensive Plays	841	811	Extra Points: Made - Attempted	65 - 72	14 - 16
Total Net Yards	5,467	3,842	Red Zone Chances - Scores	58-56	41-26
Average Gain per Play	6.5	4.7	Red Zone Success Rate	96.6%	63.4%
Average Yards per Game	341.7	240.1	Number of Drives	148	159
1st Down Plays: Number / Average	383 / 6.7	341 / 5	Average Drive Start	38.8	30.7
2nd Down Plays: Number / Average	286 / 6.9	252 / 4.1			
3rd Down Plays: Number / Average	149 / 5	176 / 5.5			
4th Down Plays: Number / Average	23 / 6.8	42 / 2.8			
Fumbles - Number/Lost	11 / 7	23 / 13			
Turnover Margin (fumbles & INTs)	+13	-13			

## St. Edward Eagles Points Leaders

#	Name	Rushing TD Points	Receiving TD Points	Field Goal Points	PAT Points	Kick Return TD Points	Punt Return TD Points	INT Return TD Points	Fumble Return TD Points	2-Point Conv. Points	Total Points
28	Brandon White	120	24	0	0	0	0	0	0	0	144
10	Brian Sullivan	6	60	0	0	0	0	0	0	0	66
90	Kellen Moyer	0	0	12	50	0	0	0	0	0	62
24	Joshua Groudle	36	6	0	0	0	0	0	0	0	42
33	Jacob Robinson	36	0	0	0	0	0	0	0	0	36
22	Jon Slaper	18	0	0	0	0	0	6	6	4	34
1	Kyan Mason	6	24	0	0	0	0	0	0	0	30
11	Zack Hackleman (8)	0	18	0	0	0	0	0	0	0	18
25	Eddie Andrews	0	0	0	0	6	0	0	6	0	12
14	Dan Tome	0	0	0	10	0	0	0	0	0	10
4	Caleb Heckel	0	6	0	0	0	0	0	0	0	6
6	Casey Bullock	6	0	0	0	0	0	0	0	0	6
12	Thomas Csayni	6	0	0	0	0	0	0	0	0	6
19	Kaden Robinson	6	0	0	0	0	0	0	0	0	6
32	Nate Gregory	6	0	0	0	0	0	0	0	0	6
57	Troy Regovich	6	0	0	0	0	0	0	0	0	6
88	Drew Mahle	0	0	0	0	0	0	0	0	2	2
97	Will Lavelle	0	0	0	1	0	0	0	0	0	1



# ST. EDWARD EAGLES FOOTBALL

Total Offense	Passing Yards	Rushing Yards	Total Yards	Long Play	TDs	INTs	# of Rushes	# of Passes	# of Plays	Yards per Play
<b>SEHS</b>	2133	2989	5122	59	65	12	543	249	792	6.5

## St. Edward Eagles 2023 Season Record: 15-1

GAME	DATE	OPPONENT	RESULT	W-L	Leading		Leading		Leading		Leading	
					Passing (#-Yds)	Rushing (#-Yds)	Receiving (#-Yds)	Tackles-Sacks-TFLs				
1	Sat, Aug 19	vs Center Grove (Indiana)	W 27 - 10	1 - 0	Casey Bullock: 10-16-138	Josh Groudle: 13-70	Kyan Mason: 6-50	Nate Gregory: 11-0-0.5				
2	Sun, Aug 27	vs OLCG	W 28 - 7	2 - 0	Casey Bullock: 8-16-97	Josh Groudle: 12-48	Zach Hackleman: 2-48	Jon Slaper: 12-0-0				
3	Sat, Sep 02	vs RCCA (Md.)	W 42 - 14	3 - 0	Casey Bullock: 13-17-167	Joshua Groudle: 9-38	Kyan Mason: 6-75	Nate Gregory: 10-0-0.5				
4	Sat, Sep 09	@ Elder	W 34 - 33	4 - 0	Casey Bullock: 8-11-129	Brandon White: 16-144	Zack Hackleman: 3-36	Jon Slaper: 17-0-0				
5	Fri, Sep 15	@ Massillon	L 13 - 15	4 - 1	Thomas Csanyi: 13-29-157	Brandon White: 13-42	Kyan Mason: 6-53	Nate Gregory: 18-0-1				
6	Wed, Sep 23	vs River Rouge (Mi.)	W 42 - 6	5 - 1	Thomas Csanyi: 8-13-104	Brandon White: 13-64	Joshua Groudle: 3-21	Nate Gregory: 8-0-0				
7	Sat, Sep 30	vs St. Ignatius	W 42 - 7	6 - 1	Casey Bullock: 12-16-257	Joshua Groudle: 5-21	Zack Hackleman: 4-66	Nate Gregory: 9-0-0.5				
8	Sat, Oct 07	vs FB North	W 35 - 15	7 - 1	Casey Bullock: 10-16-145	Brandon White: 14-86	Zack Hackleman: 4-86	Jon Slaper: 17-1-2				
9	Sat, Oct 14	vs Moeller	W 28 - 21	8 - 1	Casey Bullock: 5-12-92	Brandon White: 32-262	Brandon White: 4-68	Nate Gregory: 14-0-0				
10	Fri, Oct 20	@ Archbishop Hoban	W 14 - 7	9 - 1	Casey Bullock: 3-7-58	Brandon White: 25-125	Brian Sullivan: 2-13	Jon Slaper: 23-0-2				
11	Fri, Oct 27	vs Elyria	W 42 - 0	10 - 1	Thomas Csanyi: 7-10-125	Brandon White: 9-72	Brian Sullivan: 2-74	Nate Gregory: 4-0-0				
12	Fri, Nov 03	vs GlenOak	W 35 - 0	11 - 1	Thomas Csanyi: 7-12-131	Brandon White: 24-116	Kyan Mason: 3-79	Loghan Thomas: 12-2-3				
13	Fri, Nov 10	vs Canton McKinley	W 41 - 17	12 - 1	Thomas Csanyi: 13-15-162	Brandon White: 17-134	Brian Sullivan: 5-88	Jon Slaper: 12-0-0				
14	Fri, Nov 17	vs Medina	W 42 - 7	13 - 1	Casey Bullock: 7-12-125	Brandon White: 20-256	Zack Hackleman (8): 3-58	Jon Slaper: 13-0-0				
15	Fri, Nov 24	vs Hilliard Bradley	W 26 - 3	14 - 1	Casey Bullock: 4-12-86	Brandon White: 40-242	Zack Hackleman (8): 2-60	Jon Slaper: 12-2-4				
16	Fri, Dec 01	vs Springfield	W 31 - 21	15 - 1	Casey Bullock: 4-8-31	Brandon White: 32-236	Kyan Mason: 4-31	Nate Gregory: 14-1-3				

### 2023 St. Edward Explosive Plays By Length (20 yds or more)

Type	Yds	Play	Opponent
KO Ret	79	Eddie Andrews (TD)	RCCA
Punt Return	61	Nick Variaglotti	GlenOak
KO Ret	59	Kyan Mason	Elder
Pass	59	Casey Bullock to Brian Sullivan TD	St Ignatius
Pass	58	Casey Bullock to Zach Hackleman	Center Grove
Int Ret	57	Jon Slapper (TD)	RCCA
FUM Rec	56	Jon Slapper (TD)	RCCA
Run	52	Brandon White TD	Medina
Run	48	Brandon White	Elder
Run	47	Brandon White	Moeller
Pass	45	Thomas Csanyi to Brian Sullivan TD	Elyria
Pass	43	Casey Bullock to Brian Sullivan	Elder
Pass	42	Casey Bullock to Zach Hackleman	St Ignatius
KO Ret	39	Jon Slapper	Elder
Run	38	Brandon White TD	Medina
Pass	38	Casey Bullock to Zach Hackleman	Bradley
Run	37	Kyan Mason (TD)	Elder
Run	37	Jacon Robinson TD	Elyria
Run	37	Mason Zak	Elyria
Pass	36	Thomas Csanyi to Zach Hackleman	River Rouge
FG	36	Kellen Moyer	Springfield
Run	35	Kyan Mason	St Ignatius
Pass	35	Casey Bullock to Kyan Mason TD	Medina
Pass	34	Casey Bullock to Zach Hackleman	OLGC
Pass	34	Thomas Csanyi to Kyan Mason	GlenOak
Punt Return	34	Nick Variaglotti	Elyria
Pass	34	Thomas Csanyi to Brian Sullivan TD	McKinley
Run	33	Brandon White	Moeller
FG	33	Kellen Moyer	Bradley
Pass	32	Casey Bullock to Kyan Mason	Center Grove
Pass	32	Casey Bullock to Brian Sullivan (TD)	RCCA
Pass	32	Casey Bullock to Kyan Mason (TD)	RCCA
Run	32	Brandon White	Elder
Pass	32	Casey Bullock to Brandon White TD	Moeller
FG	32	Kellen Moyer	Bradley
Pass	31	Thomas Csanyi to Brandon White (TD)	Massillon
Pass	31	Brandon White to Zach Hackleman TD	Football North
Pass	31	Casey Bullock to Kyan Mason	Football North

Type	Yds	Play	Opponent
Run	31	Brandon White	31
Run	30	Brandon White	Medina
FG	29	Kellen Moyer	Elder
Pass	29	Casey Bullock to Kyan Mason TD	St Ignatius
Run	29	Casey Bullock	Moeller
Pass	29	Thomas Csanyi to Brian Sullivan	Elyria
Run	28	Brandon White	Elder
FG	27	Kellen Moyer	Elder
Rush	27	Brandon White	McKinley
Pass	26	Thomas Csanyi to Brandon White	River Rouge
Pass	26	Casey Bullock to Brian Sullivan TD	Football North
Pass	26	Thomas Csanyi to Kyan Mason	GlenOak
Pass	25	Casey Bullock to Kyan Mason	St Ignatius
Pass	25	Casey Bullock to Zach Hackleman	Football North
Run	25	Brandon White	Moeller
Run	25	Brandon White	25
Pass	24	Casey Bullock to Brian Sullivan (TD)	OLGC
Pass	24	Casey Bullock to Brandon White	RCCA
Run	24	Brandon White	Football North
Pass	24	Casey Bullock to Josh Groudle TD	Moeller
Run	24	Brians Sullivan TD	Medina
Run	24	Casey Bullock TD	24
Pass	23	Thomas Csanyi to Zach Hackleman	Elyria
Run	23	Brandon White	Bradley
Pass	22	Casey Bullock to Kyan Mason	Elder
Run	22	Brandon White TD	Moeller
Pass	22	Casey Bullock to Zach Hackleman	Bradley
Run	21	Joshua Groudle (TD)	Center Grove
run	21	Brandon White	River Rouge
Run	21	Jacob Robinson	Elyria
Run	21	Brandon White	Medina
Run	21	Brandon White	21
Pass	20	Casey Bullock to Brandon White TD	St Ignatius
Pass	20	Thomas Csanyi to Brian Sullivan	McKinley
Pass	20	Casey Bullock to Josh Groudle	Bradley
Run	20	Brandon White TD	20

# St. Edward 2023 Individual Statistics

#	Quarterback	Comp	Att	Yards	Long	Comp %	TDs	INTs	QB Rating
6	Casey Bullock	85	144	1326	59	59.03%	11	9	149.09
12	Thomas Csayni	60	95	768	45	63.16%	11	2	165.07
92	Mason Sak	6	16	38	13	37.50%	0	0	57.45
28	Brandon White	1	1	32	32	100.00%	1	0	698.80
1	Kyan Mason	0	1	0	0	0.00%	0	1	-200.00
<b>Total Passing</b>		<b>152</b>	<b>257</b>	<b>2,164</b>	<b>59</b>	<b>59.14%</b>	<b>23</b>	<b>12</b>	<b>150.07</b>

#	Running Back	Rushes	Yards	TDs	Long	Yds/Rush
28	Brandon White	269	1,920	23	52	7.1
24	Joshua Groudle	76	301	6	21	4.0
6	Casey Bullock	70	368	2	45	5.3
33	Jacob Robinson	67	421	6	37	6.3
12	Thomas Csayni	33	21	1	19	0.6
1	Kyan Mason	23	159	1	37	6.9
19	Kaden Robinson	9	55	1	19	6.1
92	Mason Sak	8	57	0	37	7.1
22	Jon Slaper	8	18	3	7	2.3
34	Anthony Camargo	8	4	0	5	0.5
0	Team	4	-53	0	0	-13.3
32	Nate Gregory	3	5	1	3	1.7
48	Brodan Moore (49)	3	2	0	4	0.7
<b>Total Rushing</b>		<b>584</b>	<b>3,303</b>	<b>46</b>	<b>52</b>	<b>5.7</b>



#	Receiver	Catches	Thrown To	Yards	Long	TDs	Yds/Catch
1	Kyan Mason	43	68	512	45	4	11.9
10	Brian Sullivan	38	62	647	59	10	17.0
11	Zack Hackleman (8)	33	51	561	58	3	17.0
28	Brandon White	16	20	253	32	4	15.8
24	Joshua Groudle	7	8	80	24	1	11.4
13	Luke Hess	6	12	36	14	0	6.0
88	Drew Mahle	4	9	22	16	0	5.5
4	Caleb Heckel	2	4	20	12	1	10.0
81	Michael Balogh	1	4	14	14	0	14.0
83	Aaron Stasko	1	1	13	13	0	13.0
16	Peter Glovna	1	1	6	6	0	6.0
0	Team	0	8				
5	Rashee McLaurin Jr.	0	3				
8	Chayce Brown	0	1				
15	Julian Hauck	0	1				
27	Cameron Nails	0	1				
33	Jacob Robinson	0	1				
<b>Total Receiving</b>		<b>152</b>	<b>257</b>	<b>2,164</b>	<b>59</b>	<b>23</b>	<b>14.2</b>

#	Kickers	FG Made	FG Att	Long	XP Made	XP Att.	Kickoffs	Yards	Average	T-backs
90	Kellen Moyer	5	5	36	54	57	51	2452	48.1	10
14	Dan Tome		0		10	14	22	1021	46.4	3
97	Will Lavelle		0		1	1	0			
91	P.J. Barkley		0			0	22	1056	48.0	2
<b>Total</b>		<b>5</b>	<b>5</b>	<b>36</b>	<b>65</b>	<b>72</b>	<b>95</b>	<b>4529</b>	<b>47.7</b>	<b>15</b>

#	Punters	Punts	Yards	Average	Long	In 20	Caught	Downed	T-backs
14	Dan Tome	39	1323	33.9	54	12	19	10	2
12	Thomas Csayni	1	38	38.0	38	1	1	0	0
6	Casey Bullock	1	35	35.0	35	1	1	0	0
<b>Total</b>		<b>41</b>	<b>1396</b>	<b>34.0</b>	<b>54</b>	<b>14</b>	<b>21</b>	<b>10</b>	<b>2</b>

#	Kick Returner	Kick Returns	Yards	Average	Long	TDs	Yds A/P
88	Drew Mahle	6	25	4.2	12	0	47
1	Kyan Mason	5	125	25.0	59	0	848
22	Jon Slaper	5	87	17.4	39	0	216
28	Brandon White	4	71	17.8	35	0	2286
25	Eddie Andrews	3	115	38.3	79	1	117
0	Team	3	0	0.0	0	0	-53
4	Caleb Heckel	1	0	0.0	0	0	20
10	Brian Sullivan	1	0	0.0	0	0	671
<b>Total</b>		<b>28</b>	<b>423</b>	<b>15.1</b>	<b>79</b>	<b>1</b>	<b>6223</b>

#	Punt Returner	Punt Returns	Yards	Average	Long	TDs	Yards All Purpose
1	Kyan Mason	8	52	6.5	18	0	848
28	Brandon White	6	42	7.0	12	0	2286
36	Nicholas Variglotti	2	95	47.5	61	0	34
0	Team	2	0	0.0	0	0	-53
57	Troy Regovich	1	0	0.0	0	0	1
9	Lohan Thomas	1	-3	-3.0	0	0	-3
<b>Total</b>		<b>20</b>	<b>186</b>	<b>9.3</b>	<b>61</b>	<b>0</b>	<b>6223</b>



**St. Edward Eagles**

**DEFENSE**

Sack		TFL	TFL	SOLO	Tackle	Total	QB	Pass	Caused	Fum	Fum	Yards F'ble	INT	INT	Punt/FG		
Sacks	Yards	Yards	Yards	Tackles	Assists	Tackles*	Hurries	Breakup	Fumbles	Rec	return	ret.	TDs	Yards ret.	TDs		
0	-148	98	-257	465	886	1351	96	70	19	13	57	2	19	151	1		
Sack		TFL	TFL	SOLO	Tackle	Total	QB	Pass	Caused	Fum	FUM	Fum	ret.	TDs	INT	INT	Punt/FG
Sacks	Yards	Yards	Yards	Tackles	Assists	Tackles*	Hurries	Breakup	Fumbles	Rec	return	ret.	TDs	Yards ret.	TDs	Blocks	
22	Jon Slaper	4	-13	14.5	-37.5	47	144	191	3	9	0	4	54	1	4	57	1
32	Nate Gregory	7	-21.5	20.5	-45	61	118	179	6	4	3	0	0	0	2	4	0
43	Bradley Eaton	1	0	3	0	56	57	113	4	6	0	1	1	0	1	21	0
9	Laghan Thomas	6	-35	20.5	-48.5	33	69.5	102.5	28	6	4	0	0	0	0	0	1
7	Xavier Styles	0	0	2.5	-7	41	60	101	1	7	1	1	0	0	5	21	0
57	Troy Regovich	2.5	-7	8	-18.5	20	74	94	7	2	1	0	0	0	0	0	0
54	Jaden Woods	0	0	5	-4.5	15	68	83	4	4	1	0	0	0	0	0	0
17	Joshua Hayden	0	0	0.5	-1.5	41	29	70	0	10	1	1	0	0	0	0	0
35	Behlen Waugh	1	-4	0	-4	15	44	59	2	1	1	0	0	0	1	0	0
47	Padraig McMahon	4	-26	5	-28	12	43	55	11	2	0	0	0	0	0	0	0
25	Eddie Andrews	1	-5	2.5	-6	39	15	54	6	4	0	3	2	1	1	0	1
2	Camrin Boone	0	0	4	-13	20	13	33	1	6	0	0	0	0	2	48	0
38	Yon German	0	0	0	0	3	29	32	0	1	2	0	0	0	0	0	0
58	Alec Dabney	1	-4	2	-6	5	23	28	9	0	0	0	0	0	0	0	0
20	Aydin Buchanan	0	0	0	0	13	14	27	1	1	0	0	0	0	1	0	0
45	Joseph Tipka	2	-7	2	-7	3	21	24	0	0	0	0	0	0	0	0	0
3	Tayvin Shaw	0.5	-4	0.5	-4	8	3	11	0	0	0	0	0	0	2	0	0
39	Colton Fee	1	-7	1	-7	5	6	11	5	0	0	0	0	0	0	0	0
51	Cade Driscoll	1	0	1	0	4	7	11	0	1	1	0	0	0	0	0	0
42	Raymond Webber	1.5	-6	1.5	-6	2	9	11	1	0	0	0	0	0	0	0	0
99	Raymond Jenne	0	0	0	0	2	7	9	2	0	0	0	0	0	0	0	0
37	Owen Sanderson	0.5	-5	0.5	-5	2	6	8	2	1	0	0	0	0	0	0	0
36	Nicholas Variglotti	0	0	0	0	4	2	6	0	0	0	0	0	0	0	0	0
40	Jamal Seder	0	0	0	0	3	2	5	0	0	0	0	0	0	0	0	0
31	Triston Addison	0	0	0	0	3	1	4	0	1	0	2	0	0	0	0	0
49	Brayden Thomas	0	0	0	0	1	3	4	0	0	0	0	0	0	0	0	0
98	Edward Tutak	0	0	0	0	0	4	4	1	0	0	0	0	0	0	0	0
48	Brodan Moore (49)	0	0	1	-2	1	2	3	0	0	0	0	0	0	0	0	0
93	Will Fowler	0	0	0	0	0	3	3	1	0	0	0	0	0	0	0	0
92	Mason Sak	0	0	0	0	0	2	2	0	0	0	0	0	0	0	0	0
1	Kyan Mason	0	0	0	0	2	-1	1	0	1	0	0	0	0	0	0	0
0	Team	0	0	1	-3	1	0	1	0	0	3	0	0	0	0	0	1
10	Brian Sullivan	0	0	0	0	1	0	1	0	0	0	0	0	0	0	0	0
81	Michael Balogh	0	0	0	0	1	0	1	0	0	0	0	0	0	0	0	0
82	Brendan Kearns	0	0	0	0	1	0	1	0	0	0	0	0	0	0	0	0
63	Colin Crocker	1	-3.5	1	-3.5	0	1	1	1	0	0	0	0	0	0	0	0
21	Jamier Hopkins	0	0	0	0	0	1	1	0	1	0	0	0	0	0	0	0
24	Joshua Groudle	0	0	0	0	0	1	1	0	1	0	0	0	0	0	0	0
27	Cameron Nails	0	0	0	0	0	1	1	0	0	0	0	0	0	0	0	0
30	Christopher Cuccia	0	0	0	0	0	1	1	0	0	0	0	0	0	0	0	0
34	Anthony Camargo	0	0	0	0	0	1	1	0	0	0	0	0	0	0	0	0
53	Name?	0	0	0	0	0	1	1	0	0	0	0	0	0	0	0	0
80	Quinn Kelley	0	0	0	0	0	1	1	0	0	0	0	0	0	0	0	0
8	Chayce Brown	0	0	0	0	0	0	0	1	0	0	0	0	0	0	0	0
29	Name?	0	0	0	0	0	0	0	0	0	1	0	0	0	0	0	0
87	Ben Gorman	0	0	0	0	0	0	0	0	1	0	0	0	0	0	0	0

## 2023 SEASON GAME SUPERLATIVES

### Individual SEHS Records

OFFENSE			
Rushing	Yards	262	Brandon White, Moeller
	Attempts	40	Brandon White, v.Hilliard Bradley <sup>1</sup>
	Yds/Att. (10+ att.)	12.8	Brandon White, v.Medina <sup>1</sup>
	TDs	3	Many
Receiving	Yards	88	Brian Sullivan, v.Canton McKinley <sup>1</sup>
	Catches	7	Kyan Mason, Rock Creek Christian Academy (Md.)
	Yds/Catch (5+)	17.6	Brian Sullivan, v.Canton McKinley <sup>1</sup>
	TDs	2	Brian Sullivan, v.Canton McKinley <sup>1</sup> ; Zack Hackleman, Clarkson Football North (Canada)
Scoring	Points	24	Brandon White, GlenOak <sup>1</sup>
	TDs	4	Brandon White, GlenOak <sup>1</sup>
	Kicking points	7	Kellen Moyer, @Elder

Passing	Yards	257	Casey Bullock, St. Ignatius
	Attempts	29	Thomas Csanyi, @Massillon
	Completions	13	Thomas Csanyi, @Massillon; Casey Bullock, RCCA (Md.)
	Yds/Att (10+ att.)	16.1	Casey Bullock, St. Ignatius
	Intercepted	2	Many
	Comp.% (20+ att.)	44.8%	Thomas Csanyi, @Massillon
	TDs	3	Thomas Csanyi, v.Canton McKinley <sup>1</sup> ; Casey Bullock, St. Ignatius
	QB Rating (10+ att.)	272	Casey Bullock, St. Ignatius
Total Offense	Yards	262	Brandon White, Moeller
All-Purpose	Yards	332	Brandon White, Moeller

### SPECIAL TEAMS

Punts	Number	6	Dan Tome, @Massillon
	Yards	215	Dan Tome, @Massillon
	Avg Yards (5+)	36	Dan Tome, @Massillon
Punt Rtns	Number	4	Kyan Mason, v.Center Grove (Indiana)
	Yards	61	Nicholas Variglotti, GlenOak <sup>1</sup>
	Yards/Return (2+)	9	Kyan Mason, v.Center Grove (Indiana)

Kickoff Rtns	Number	2	Kyan Mason, OLGC
	Yards	79	Eddie Andrews, RCCA (Md.)
	Yards/Return (2+)	38	Kyan Mason, @Elder
Extra Pts	Made	6	Kellen Moyer, v.Medina <sup>1</sup> , St. Ignatius
	Attempted	6	Kellen Moyer, v.Medina <sup>1</sup> , St. Ignatius
Field Goals	Made	2	Kellen Moyer, @Elder
	Attempted	2	Kellen Moyer, @Elder

### LONGEST PLAYS

	SEHS	Opponents
Rush	52 yds - Brandon White, v.Medina <sup>1</sup>	44 yds - Jayvin Norman, v.Springfield <sup>!!</sup>
Pass	59 yds - Casey Bullock, St. Ignatius	82 yds - Matt Ponatoski, Moeller
Reception	59 yds - Brian Sullivan, St. Ignatius	82 yds - Matthew Fogler, Moeller
Field Goal	36 yds - Kellen Moyer, v.Springfield <sup>!!</sup>	36 yds - Jake Walter, v.Hilliard Bradley <sup>1</sup>
Punt	54 yds - Dan Tome, Moeller	64 yds - Danny Stoddard, v.Medina <sup>1</sup>
Punt Return	61 yds - Nicholas Variglotti, GlenOak <sup>1</sup>	17 yds - Duncan Bradley Iii, v.Springfield <sup>!!</sup>
Kickoff Return	79 yds - Eddie Andrews RCCA (Md)	93 yds - Jayvin Norman, v.Springfield <sup>!!</sup>

### DEFENSE

Tackles	Total	23	Jon Slaper, @Archbishop Hoban	Fumbles	Caused	2	Loghan Thomas, @Massillon
	Solo Tackles	9	Nate Gregory, v.Springfield <sup>!!</sup> ; Bradley Eaton, @Elder		Yards	56	Jon Slaper, RCCA (Md.)
	Assist Tackles	20	Jon Slaper, @Archbishop Hoban		TD	1	Jon Slaper, RCCA(Md.); Eddie Andrews, OLGC
Tkl for Loss	Number	5	Nate Gregory, v.Hilliard Bradley <sup>1</sup>	Int	Number	2	Xavier Styles, Moeller
	Yards	20	Loghan Thomas, Clarkson Football North		Yards	57	Jon Slaper, RCCA (Md.)
QB Sacks	Number	3	Padraig McMahon, v.Hilliard Bradley <sup>1</sup> ; Nate Gregory, v.Hilliard Bradley <sup>1</sup>	TD	1	Jon Slaper, RCCA (Md.)	
	Yards	18	Loghan Thomas, Clarkson Football North				

## 2023 SEASON GAME SUPERLATIVES - page 2

### TEAM RECORDS

#### SEHS OFFENSE

Rushing	Attempts	53	v.Hilliard Bradley <sup>1</sup>	Scoring	Points	42	RCCA (Md)	
	Yards	343	v.Medina <sup>1</sup>		TD	6	RCCA (Md)	
	Yards/Attempt	9.8	v.Medina <sup>1</sup>		Extra Points	6	RCCA (Md)	
Passing	Attempts	29	@Massillon	First Downs	Total	23	v.Hilliard Bradley <sup>1</sup>	
	Completions	13	RCCA (Md.)		Rushing	19	v.Hilliard Bradley <sup>1</sup>	
	Yards	257	St. Ignatius		Passing	11	St. Ignatius	
	% (15+ comp.)	N/A			Penalty	5	@Massillon	
	Intercepted	2	Many		Fumbles	Lost	2	@Elder
	Yds/Att (15+comp)	N/A			Penalties	Most	9	@Elder
	Total Offense Plays	67	v.Hilliard Bradley <sup>1</sup>			Least	2	Rock Creek Christian Academy (Md.)
Yards	429	Moeller	Yards	Most	103	@Elder		
Yards/Play	8.9	@Elder		Least	9	@Archbishop Hoban		

#### SEHS SPECIAL TEAMS

Punts	Number	6	Many	Kickoff Rtns	Number	5	@Elder
	Yards	215	@Massillon		Yards	143	@Elder
	Avg. Yards (5+)	35.8	@Massillon		Yards/Rtn (3+)	28.6	@Elder
Punt Returns	Number	5	v.Center Grove (Indiana)				
	Yards	72	GlenOak <sup>1</sup>				
	Yards/Return (3+)	7.2	v.Center Grove (Indiana)				

#### OPPONENTS

Rush Attempts	Least	12	Elyria <sup>1</sup>	Total Plays	Least	38	St. Ignatius
	Most	-20	Elyria <sup>1</sup>		Most	60	Clarkson Football North
Yards	Least	243	@Massillon	Yards	Least	106	v.Hilliard Bradley <sup>1</sup>
	Most	-1.7	Elyria <sup>1</sup>		Most	477	Moeller
Yds/Carry	Least	2.8	Our Lady of Good Counsel (Md.)	Yards/Att.	Least	2.5	v.Hilliard Bradley <sup>1</sup>
	Most	5.4	@Elder		Most	8.1	Moeller
Pass Attempts	Least	6	St. Ignatius	First Downs	Least	6	St. Ignatius
	Most	40	Elyria <sup>1</sup>		Most	22	Clarkson Football North (Canada)
Completions	Least	3	Our Lady of Good Counsel (Md.)				
	Most	22	v.Center Grove (Indiana)				
Completion %	Lowest	21.4%	Our Lady of Good Counsel (Md.)				
	Highest	75.9%	v.Center Grove (Indiana)				
Yards	Least	33	Our Lady of Good Counsel (Md.)				
	Most	380	Moeller				

#### SEHS DEFENSE

Tackles For Loss	Yards	60	v.Hilliard Bradley <sup>1</sup>	Turnovers	Fumbles Recovered	2	Our Lady of Good Counsel (Md.)
	Sacks	11	v.Hilliard Bradley <sup>1</sup>		Fumble Return Yds	56	Rock Creek Christian Academy (Md.)
	Sack Yards	42	v.Hilliard Bradley <sup>1</sup>		Interceptions	3	Rock Creek Christian Academy (Md.)
					Interception Rtn Yds	57	Rock Creek Christian Academy (Md.)

# ST. EDWARD EAGLES

## 2024 VARSITY FOOTBALL

STATE CHAMPIONS 2010 | 2014 | 2015 | 2018 | 2021 | 2022 | 2023



#	Name	Ht	Wt	Pos	Yr
1	Luke Hess	6'0	170	WR	12
1	Terence Byrd	5'11	160	RB	10
2	Brandon White	5'8	190	RB	11
2	Antonio Robinson	5'8	175	RB	10
3	Nick Varioglotti	5'10	155	DB	12
3	Dacien Williams	5'7	136	WR	10
4	Aydin Buchanan	5'11	190	DB	12
4	Will Addington	5'11	170	QB	10
5	Behlen Waugh	6'0	210	LB	12
6	Mason Sak	6'0	180	WR	12
6	Jack Abraham	5'10	180	QB	10
7	Triston Addison	5'9	170	DB	12
8	Zach Hackleman	6'1	170	WR	11
8	Jayvon Woods	5'6	160	RB	12
9	Caden Yondo	6'1	200	QB	11
9	Brody Costin	6'2	170	WR	10
10	Jonny Evanchick	6'0	170	QB	11
11	Yon German	6'0	215	DL	12
11	Langston Lucas	6'0	190	QB	10
12	Thomas Csanyi	6'2	190	QB	12
12	Nicholas Bradley	5'6	160	DB	10
13	Brayden Thomas	6'0	165	DB	11
13	Joe D'Ambrosia III	5'11	155	QB	10
14	Brodon Moore	5'10	190	DB	11
14	CJ Campbell	5'9	157	DB	10
15	Jimmy Conway	5'7	140	WR	11
15	Micah Williams	6'0	160	DB	10
16	Zymir Knox	6'3	190	WR	11
16	Corbin Herniman	6'0	160	LB	10
17	Jamal Seder	6'0	190	DB	12
17	Jayden Sinkovic	5'9	165	DB	10
18	Braylen Adams	6'1	170	DB	11
18	Casey Kelley	6'5	170	WR	10
19	Joe Saffold	6'0	175	WR	11
19	Brayden Zart	5'8	159	WR	10
20	John Filippou	5'8	165	RB	12
20	Brandon McLaughlin	5'5	128	WR	10
21	Makhi Boone	6'0	165	DB	11
21	BranDon Gay	6'0	160	DB	10
22	Kheyden King	5'10	205	LB	12
23	Diondre Taylor	6'1	265	DL	11
23	Owen Scanlon	5'7	190	LB	10
24	Anthony Camargo	5'9	165	RB	12
24	John Troy	6'0	175	LB	10
25	Robert Mcdougald	6'0	175	DB	11
25	Colin Tedesco	5'9	165	RB	10
26	Tyrese Buchanan	5'10	175	RB	11
26	BP Paulozzi	6'3	215	DL	10
27	Angel Hillsman	6'0	190	TE	12
27	Max Cintron	5'4	142	RB	10
28	Braden Mihal	5'9	145	DB	11
29	Alex Mezquita	6'0	145	DB	11
29	Gavin Dubinsky	5'9	192	DL	10
30	Anthony Fiala	6'0	200	LB	11
30	Sherrod Thompson	5'7	150	LB	10
31	Nick Christman	6'0	220	DL	11

#	Name	Ht	Wt	Pos	Yr
31	Aaron Anderson	5'7	145	RB	10
32	Nate Gregory	6'0	230	LB/RB	12
32	Garrett Andexler	5'7	152	DB	10
33	Joseph Nemeth	5'9	195	LB	12
33	Luke Andrachik	5'11	150	K/P	10
34	Colton Fee	6'0	220	DL	12
35	Calan Tarry	5'8	170	DB	11
35	Rowan Kelley	5'9	165	DB	10
36	Luke Ardito	5'11	210	DL	10
38	Gabriel Martinez	5'10	200	LB	10
38	PJ Barkley	6'3	195	K	12
39	Brendan Shultz	6'3	230	DL	11
40	Kellen Moyer	5'11	185	K	12
40	Ben Guidugli	5'10	160	LB	10
41	Kirollos Youssef	6'0	190	DL	12
42	Josh Webber	5'10	165	DB	10
42	Nick Gabor	5'10	205	DL	11
43	Bradley Eaton	5'9	170	DB/RB	12
44	Gaetano Greco	5'10	187	LB	10
44	Hunter Elliott	6'0	175	LB	12
45	Aiden Peterson	6'0	200	LB	11
46	Gavin Hallett	5'10	160	LB	10
47	Colin Crocker	6'2	220	DL	11
48	Landon Lehmer	5'11	180	DB	10
54	Jaden Woods	6'0	275	DL	12
56	Jaemir Golston	5'6	193	LB	10
57	Jimmy Biondi	5'7	245	OL	10
58	Alec Dabney	5'11	235	OL/DL	12
68	Ben Dawson	6'1	225	DL	10
70	Mason Wilhelm	6'4	290	OL	11
70	Connor Morris	6'2	235	OL	10
71	Jahmal Menefield	6'0	305	OL	11
71	Brody Kincaid	6'4	225	OL	10
73	Jameson Mathers	6'1	250	OL	11
74	Archer Soltis	6'2	300	OL	12
75	Landon Walkem	6'2	315	OL	10
76	Sawyer Prementine	6'3	290	OL	12
76	Ryan Flanagan	5'11	280	OL	10
78	Bryce Richardson	6'0	230	OL	11
78	Xavier Krzak	6'4	290	OL	10
79	Jack Marquard	6'5	265	OL	10
80	Quinn Kelley	6'2	160	WR	12
80	Grant Mahle	6'2	135	WR	10
81	Owen Murtaugh	6'3	180	TE	11
81	Oliver Sito	6'4	200	TE	10
82	Ryan Mikovsky	6'0	170	WR	11
83	Jonah Koopman	6'3	180	WR	11
83	Abdur Kazmi	6'0	145	WR	10
84	James ODonnell	5'10	145	WR	11
85	Dedrien King	6'0	140	WR	10
88	Noah Ratchford	6'0	175	WR	11
91	Nick DellaMea	5'10	195	DL	10
96	Rohan Campbell	6'0	350	DL	11
99	Ray Jenne	5'10	230	DL	12
99	Aaron Smith	6'4	220	DL	10

**Head Coach:** Tom Lombardo | **Defensive Coordinator:** Pete Pappas | **Assistant Coaches:** Tom Becks '77, Bob Conroy, Dan Corcoran '07, Dillon Franciscus '19, T.J. Gallagher '06, Ben Lavisky '20, Joe Petraioulo, Jeff Pietrowski '20, Bill Rockwell, Dan Scanlon '95, Brad Staples '10, Norm Stickney, Matt Wilhelm, Adam Williams '14 | **Equipment Manager:** Liam McIlwee '21 | **Student Managers:** Nathan Andrist '26, Michael Hartfrant '26 | **Director of Strength and Conditioning:** Auggie Promersberger | **Assistant Strength Coaches:** Derek Dernier, Shane Barker '21 | **Trainers:** Brandon Bartlome, Brian Warner | **Physical Therapist:** Hannah Marchant, **Team Physician:** Dr. Michael Scarcella

## Pickerington North Panthers

0	Michael	Taylor	RB	SR	5'10"	198
1	Preston	Bowman	WR	SR	6'0"	195
2	Bryan	Appiah	RB	SR	5'10"	190
3	Emy	Louis Jr	WR/FS	SR	5'11"	170
4	Ashton	Hampton	WR	SR	6'2"	180
4	Muhammad	Rehman	QB	SO	6'0"	150
5	Rich	Simpson	QB/WR	SR	6'0"	165
6	Malachi	Taylor	ATH	JR	6'0"	185
7	Jarail	Johnson	WR	SR	5'11"	185
8	Jarin	Mock	QB	JR	6'3"	200
9	Austin	Lloyd	QB	SO	5'11"	150
9	Tank	Washington	DB	SR	6'1"	170
10	RJ	Washington Jr	LB	SR	5'11"	197
11	Elijah	Durham-Smith	DE/TE	JR	6'2"	233
12	Daunte	Curtis	LB	JR	6'1"	215
13	Myles	Arnold	QB	SO	6'1"	167
13	Grant	Williams	WR	JR	6'0"	170
14	Amar'e	Miller	CB	JR	6'1"	185
15	Malachi	Ervin	DE	JR	6'5"	220
16	Ryan	Miller	DB	JR	6'2"	185
17	Tyson	Long	DB	SR	6'0"	178
18	Addisson	Lovett-Williams	WR	SR	6'2"	170
19	Christian	Scott	DE	SR	6'3"	225
20	Geo	McKnight	DB	FR	5'10"	170
21	Chuck	Hickerson	LB	SR	5'11"	225
22	Andyriq	Thomas	RB	SO	5'9"	180
23	Elijah	Williams-Dixon	TE/DE	SR	6'4"	225
24	Massu	Seidu	DB	SO	5'9"	157
25	Elijah	Powell	LB	SR	5'6"	190
26	Cale	Blackman	LB	SR	5'11"	180
27	Ethan	Zananiri	WR	JR	5'10"	165
27	Isaiah	Cash	K	JR	5'6"	130
28	Panashe	Chavi	DB	SR	5'8"	150
29	Travis	Woltz	RB	SO	5'9"	170
30	Brandon	Fowler	K	JR	5'11"	154
31	Xander	Witherspoon	DB	SR	5'11"	185
32	Brady	Brickman	DB	JR	6'2"	170
33	Demetrius	Curtis				
34	Jacob	Stanley				
35	Ju mel	Willoughby				
36	Leo	Poleon	WR	SR	5'10"	174
37	Jay'on	Thornton	DB	JR	5'7"	148
38	Raphson	Tangkiang	RB/LB	SO	5'8"	200
39	Justin	Butler	DB	SO	5'10"	172
40	Ben	Thompson	DL	SR	6'2"	245
41	Mykell	Murphy	DE	SR	6'3"	220
42	Devin	Anderson	SS	JR	5'11"	160
43	Jorden	Green	DB	JR	5'7"	130
44	Wesley	Welling	DE	SO	5'11"	178

45	Anthony	Reed	LB	SR	5'11"	205
46	Xavior	Varner	DB	SO	5'11"	160
47	Connor	Rowe	DE	SO	5'11"	180
48	Jayden	Butler	RB	SO	5'7"	155
49	Nehemiah	Pierce	DB	JR	5'10"	145
50	Brady	Boss	DL	JR	5'10"	257
51	Ayden	Annarino	OL	SR	6'3"	280
53	Lance	Blakely	OL	SR	6'3"	280
54	Troy	Caines	LB	SO	5'10"	200
55	TeShawn	Smith	OL	SO	5'8"	185
56	Brock	Huston	LB	SO	6'	173
57	Chris (CJ)	Moore	OL	SR	6'2"	240
58	Myles	Wilson	OL	SR	6'1"	315
59	Wyatt	Hartley	OL	JR	6'0"	235
60	Jordan	Butler	DL	SR	5'10"	208
61	Kingston	Denny	OL	SO	6'	200
62	DePree	Manley	DL	JR	5'10"	200
63	Cam	Davis	OL	SO	5'6"	224
64	Xavier	<b>Thornton</b>	DL	SO	5'9"	220
65	Evan	Stoner	DL	JR	6'0"	217
66	Malcolm	Maccarthy	DL	SR	5'11"	220
67	Steven	Burchett	OL	SO	5'7"	225
68	Jay'Veon	<b>Massey</b>	OL	SO	6'1"	251
70	Avery	Price	OL	FR	5'10"	243
71	Ellis	Tye	DL	SR	6'3"	413
73	Gabriel	Ervin	OL	SR	6'4"	280
75	Michael	Gordan	OL	SO	6'1"	280
77	Bradly	<b>Yemeni</b>				
79	Gabriel	Schalmo	OL	SO	5'11"	238
80	Matthew	Peterson	WR	SO	6'0"	160
81	Tyice	Warren	WR/DB	SO	5'6"	139
82	Jacoby	Dickinson	WR	FR	5'11"	161
83	Jayshaun	Massey	DB	SR	5'11"	160
84	Jackson	Turnbull	WR/DB	SO	5'11"	184
85	Xadok	Acheampong	WR/DB	SO	6'2"	145
86	Seonte	Moore	DB	SO	5'9"	155
87	Juquan	Willoughby	WR	FR	6'	166
88	Marcus	Harding	WR/TE	JR	6'1"	192
89	Jacob	Gilmer	TE	SO	5'9"	175
90	Josiah	Riddle	DE	JR	6'3"	210
91	Owen	Waites	LS	FR	5'9"	165
92	Owen	Whitcraft	OL	FR	5'9"	180
96	Carson	Ehlers	DE	SO	6'1"	170
99	Julian	Wilkerson	DL	SR	5'9"	294

## Pickerington North 2023 Stats

### Passing

#	Athlete Name	GP	Comp	Att	Yds	C%	Avg	Y/G	TD	Int	Lng	QB Rate
5	R. Simpson (Jr)	13	1	1	60	1	60	4.6	1	0	60	177.1
10	L. O'connell (Sr)	13	147	256	2193	0.574	14.9	168.7	23	6	85	105.8
<b>Season Totals</b>		<b>13</b>	<b>148</b>	<b>257</b>	<b>2253</b>	<b>0.576</b>	<b>15.2</b>	<b>173.3</b>	<b>24</b>	<b>6</b>	<b>85</b>	<b>108</b>

### Rushing

#	Athlete Name	GP	Car	Yds	Avg	Y/G	Lng	TD
0	M. Taylor (Jr)	13	138	912	6.6	70.2	80	13
23	D. Hamilton (Sr)	13	124	606	4.9	46.6	44	9
24	S. Williams-dixon (Sr)	13	71	475	6.7	36.5	64	4
5	R. Simpson (Jr)	13	16	153	9.6	11.8	84	1
29	Z. Harvey (Sr)	13	15	38	2.5	2.9	6	
94	A. McCullom (Sr)	13	4	22	5.5	1.7	18	1
13	J. Stafford (So)	13	3	10	3.3	0.8	11	
1	P. Bowman (Jr)	13	1	4	4	0.3	4	
3	J. Vital (Sr)	13	1	2	2	0.2	2	
10	L. O'connell (Sr)	13	29	-28	-1	-2.2	16	2
<b>Season Totals</b>		<b>13</b>	<b>402</b>	<b>2194</b>	<b>5.5</b>	<b>168.8</b>	<b>84</b>	<b>30</b>

### Kickoffs

#	Athlete Name	GP	KO	Yds	Avg	Lng	TB
82	B. Fowler (So)	13	4	109	27.3	46	0
85	L. Grosh (Jr)	13	68	2636	38.8	60	5
<b>Season Totals</b>		<b>13</b>	<b>72</b>	<b>2745</b>	<b>38.1</b>	<b>60</b>	<b>5</b>
Punts							
#	Athlete Name	GP	P	Yds	Avg	Lng	In 20
1	P. Bowman (Jr)	13	37	1344	36.3	62	37
85	L. Grosh (Jr)	13	4	105	26.3	43	4
<b>Season Totals</b>		<b>13</b>	<b>41</b>	<b>1449</b>	<b>35.3</b>	<b>62</b>	<b>41</b>

### Receiving

#	Athlete Name	GP	Rec	Yds	Avg	Y/G	Lng	TD
1	P. Bowman (Jr)	13	43	713	16.6	54.8	85	9
11	D. Ross jr (Sr)	13	39	528	13.5	40.6	45	5
2	A. Miller (Sr)	13	24	512	21.3	39.4	78	6
3	J. Vital (Sr)	13	27	335	12.4	25.8	77	3
0	M. Taylor (Jr)	13	6	65	10.8	5	24	
81	J. Stanley (So)	7	1	61	61	8.7	61	1
23	D. Hamilton (Sr)	13	6	30	5	2.3	10	
5	R. Simpson (Jr)	13	1	4	4	0.3	4	
24	S. Williams-dixon (Sr)	13	1	2	2	0.2	2	
<b>Season Totals</b>		<b>13</b>	<b>148</b>	<b>2250</b>	<b>15.2</b>	<b>173.1</b>	<b>85</b>	<b>24</b>

### PATs and FG

#	Athlete Name	GP	PAT	Att	%	FG	Att	%	Lng	Pts
82	B. Fowler (So)	13	14	14	100					14
85	L. Grosh (Jr)	13	36	40	0.90					36
<b>Season Totals</b>		<b>13</b>	<b>50</b>	<b>54</b>	<b>0.90</b>					<b>50</b>

### KO and Punt Returns

#	Athlete Name	GP	KO Ret	Yds	Avg	Lng	P Ret	Yds	Avg	Lng	FC	KR Yds
0	M. Taylor (Jr)	13	15	259	17.3	40	4	45	11.3	22		304
1	P. Bowman (Jr)	13					4	0	0	0		
2	B. Appiah (Jr)	13	2	26	13	20						26
3	J. Vital (Sr)	13	3	42	14	36						42
5	J. Sebert (Sr)	13	1	0	0	0	9	82	9.1	28		82
9	R. Washington (Jr)	13					4	31	7.8	14		31
16	R. Miller (So)	13					1	0	0	0		
17	T. Long (Jr)	13					7	71	10.1	29		71
23	G. Williams (So)	13	2	19	9.5	11	1	0	0	0		19
24	S. Williams-dixon (Sr)	13	8	108	13.5	23	1	15	15	15		123
26	C. Blackman (Jr)	13	1	0	0	0						
28	T. Irby (Sr)	13	1	18	18	18	1	37	37	37		55
29	Z. Harvey (Sr)	13	1	20	20	20						20
31	X. Witherspoon (Jr)	13	1	32	32	32						32
<b>Season Totals</b>		<b>13</b>	<b>35</b>	<b>524</b>	<b>15</b>	<b>40</b>	<b>32</b>	<b>281</b>	<b>8.8</b>	<b>37</b>		<b>805</b>



## Pickerington North Stats 2023

### Tackles

#	Athlete Name	GP	Solo	Asst	Tot al	TFL
1	P. Bowman (Jr)	13	1	1	2	0
2	B. Appiah (Jr)	13	2	3	5	0
4	K. Jackson (Sr)	13	40	12	52	1
5	J. Sebert (Sr)	13	15	3	18	1
6	M. Taylor (So)	13	19	6	25	2
7	M. Jordan (Sr)	13	9	5	14	1
8	C. Butler - woods (Sr)	13	38	16	54	15
9	R. Washington (Jr)	13	42	8	50	3
11	E. Durham-smith (So)	5	3		3	2
12	D. Curtis (So)	13	14	9	23	2
14	A. Miller (So)	11	4	4	8	
16	R. Miller (So)	13	24	8	32	0
17	T. Long (Jr)	13	25	9	34	3
20	R. Washington (Jr)	13	10	3	13	3
23	G. Williams (So)	13	1	2	3	0
23	D. Hamilton (Sr)	13	1		1	0
24	S. Williams-dixon (Sr)	13	1		1	0
25	E. Powell (Jr)	13	10	2	12	0
26	C. Blackman (Jr)	13	30	11	41	3
27	E. Zananiri (So)	13	2	1	3	0
28	T. Irby (Sr)	13	13	3	16	3
29	Z. Harvey (Sr)	13	7	2	9	0
30	C. Hickerson (Jr)	13	5	7	12	4
34	J. Johnson (So)	13	1		1	0
36	K. Lyles (Sr)	13	44	23	67	8
40	B. Thompson (Jr)	13	23	13	36	12
41	M. Murphy (Jr)	13	3		3	2
43	A. Christy-Anderson (Sr)	13	1		1	0
44	A. Taylor (Sr)	13	17	13	30	11
45	B. Bricman (So)	13	1	4	5	0
46	L. Poleon (Jr)	13		1	1	0
47	S. Burchett (Fr)	9	11	2	13	5
49	M. Ervin (So)	13	1	2	3	2
50	B. Boss (So)	4	1	4	5	3
51	A. Annarino (Jr)	13		1	1	0
55	P. Schultz	13		1	1	0
61	M. Castaneda (Sr)	10	11	14	25	2
81	J. Stanley (So)	7	1		1	0
94	A. McCullom (Sr)	13	38	19	57	25
	<b>Season Totals</b>	<b>13</b>	<b>469</b>	<b>212</b>	<b>681</b>	<b>52.4</b>

### Sacks

#	Athlete Name	GP	Sacks	Ydl
8	C. Butler - woods (Sr)	13	2	17
26	C. Blackman (Jr)	13	1	9
28	T. Irby (Sr)	13	1	9
30	C. Hickerson (Jr)	13	1	1
36	K. Lyles (Sr)	13	2	17
40	B. Thompson (Jr)	13	7	67
41	M. Murphy (Jr)	13	1	4
44	A. Taylor (Sr)	13	1	15
47	S. Burchett (Fr)	9	2	7
	<b>Season Totals</b>	<b>13</b>	<b>30</b>	<b>232</b>

#	Athlete Name	GP	Int	Int Yds	Avg	Int/G	PD	Fmb Rec	FR Yds	Caus	Blk FGs
2	B. Appiah (Jr)	13					1				
3	J. Vital (Sr)	13					1				
4	K. Jackson (Sr)	13	4	0	0	0.3	7	1	-2		
5	J. Sebert (Sr)	13	2	59	29.5	0.2	1				
6	M. Taylor (So)	13	2	5	2.5	0.2	4				
8	C. Butler - woods (Sr)	13	1	1	1	0.1					
9	R. Washington (Jr)	13	1	97	97	0.1	3			2	
12	D. Curtis (So)	13	2	12	6	0.2					
16	R. Miller (So)	13	3	103	34.3	0.2	3				
17	T. Long (Jr)	13	2	25	12.5	0.2	1				
17	T. Long (Jr)	3					4				
20	R. Washington (Jr)	13						1	50		
23	G. Williams (So)	13						1	0		
25	E. Powell (Jr)	13						1	-1		1
26	C. Blackman (Jr)	13					2				
28	T. Irby (Sr)	13	1	6	6	0.1	3	2	0		
36	K. Lyles (Sr)	13	1	4	4	0.1	1				
44	A. Taylor (Sr)	13								1	
94	A. McCullom (Sr)	13						2	51		
	<b>Season Totals</b>	<b>13</b>	<b>19</b>	<b>312</b>	<b>16.4</b>	<b>1.5</b>	<b>31</b>	<b>8</b>	<b>98</b>	<b>3</b>	<b>1</b>